



# Widespread Plowable Snowfall Tuesday

December 1, 2025  
6:00 AM EST

Monday Night - Tuesday December 1-2, 2025

Next Update: By 6 PM Monday 12/1/2025

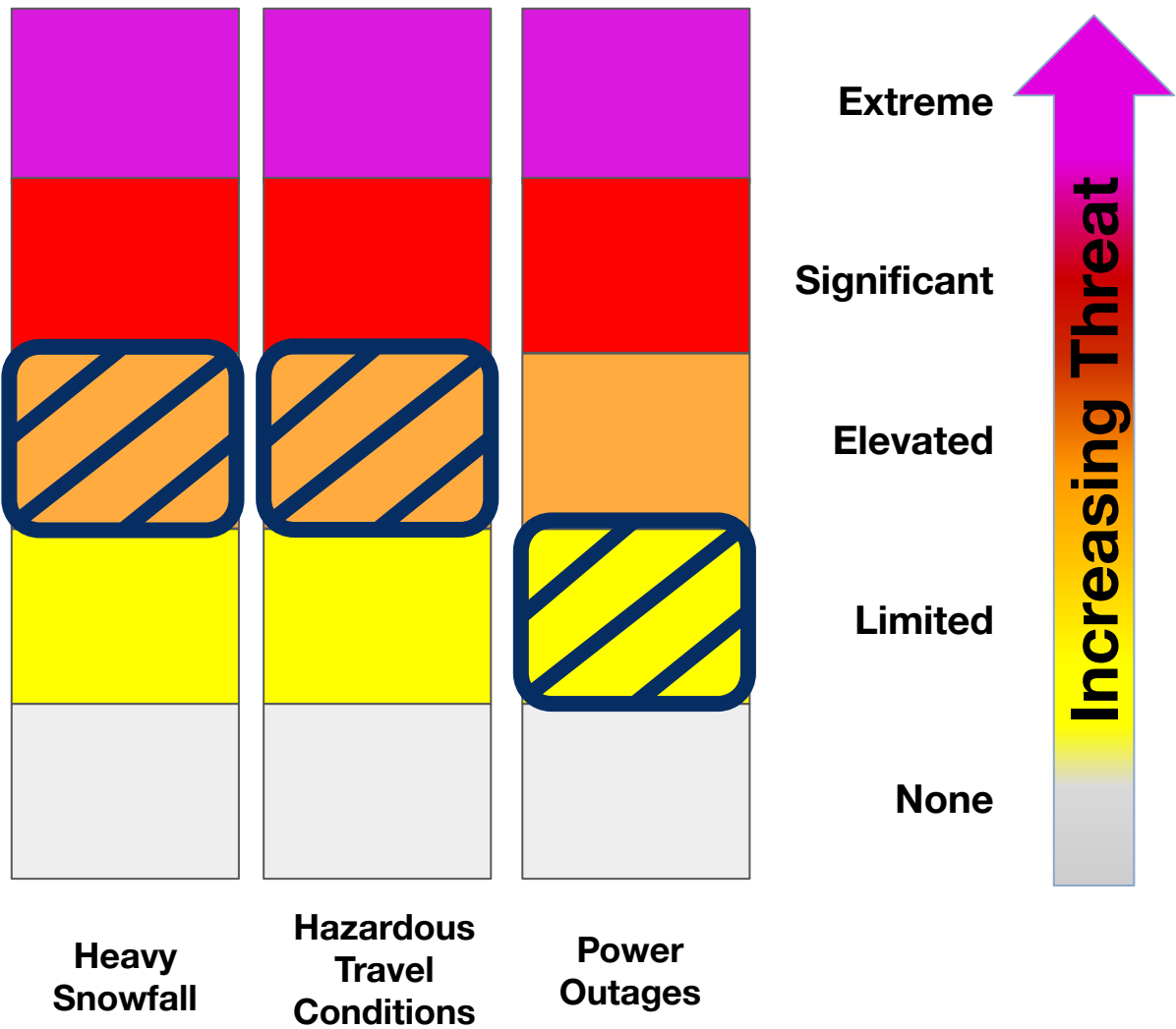
## Key Messages

- A coastal low will bring accumulating snow for much of central Pennsylvania and possibly a mix of precipitation types for the Laurels and southeast of I-81 tonight into Tuesday.
- A widespread 2+ inches of snowfall is likely across the state on Tuesday; accumulations of 6+ inches are possible east of US-15.
- Travel conditions for the morning commute on Tuesday will likely be hazardous; consider delaying or postponing travel.

NEW

## What Has Changed / Important Forecast Updates:

- Winter Weather Advisories issued for most of the area.
- Winter Storm Watch remains in effect where 6"+ snowfall is possible; upgrade decisions to be made later today as confidence increases.



More information here:

[www.weather.gov/erh/ghwo?wfo=ctp](http://www.weather.gov/erh/ghwo?wfo=ctp)



National Oceanic and Atmospheric Administration  
U.S. Department of Commerce

**\*\*Disclaimer:** The information contained within is time-sensitive.  
Do not use after the next update time listed above\*\*


National Weather Service  
State College, PA



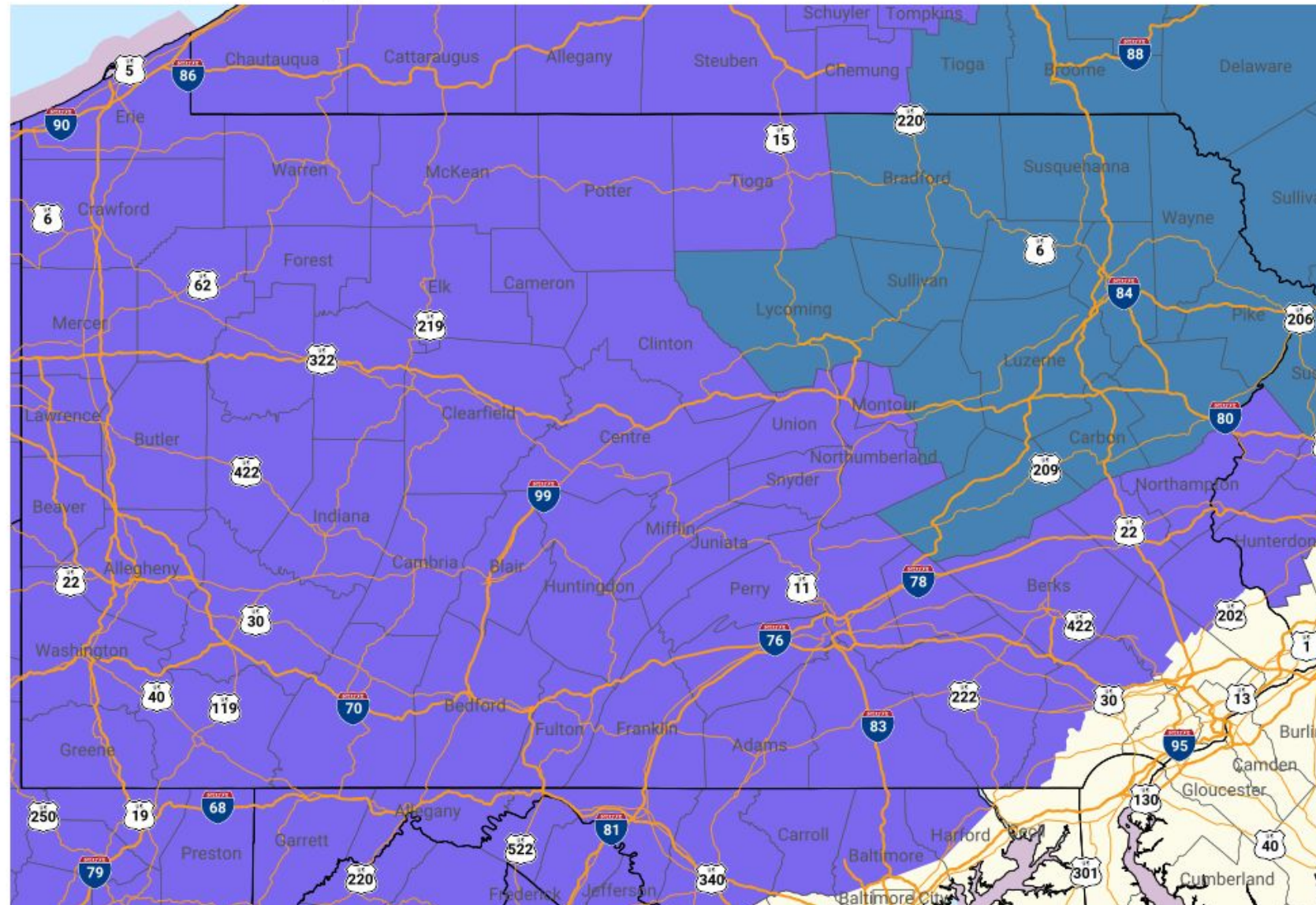
# Current Watches, Warnings, and Advisories

December 1, 2025  
6:00 AM EST

Monday Night - Tuesday December 1-2, 2025




## Current Watches, Warnings, and Advisories



■ Winter Weather Advisory  
■ Small Craft Advisory  
■ Winter Storm Watch  
■ Gale Watch

Graphic Created  
December 1st, 2025  
4:50 AM EST

- A **Winter Weather Advisory** is in effect late tonight through early Tuesday afternoon for nearly all of Pennsylvania where a plowable (2"+) snowfall is expected.
- A **Winter Storm Watch** remains in effect for east-central and northeastern PA, where snowfall totals could reach 6" (Warning upgrade possible later today)



National Oceanic and  
Atmospheric Administration  
U.S. Department of Commerce

National Weather Service  
State College, PA

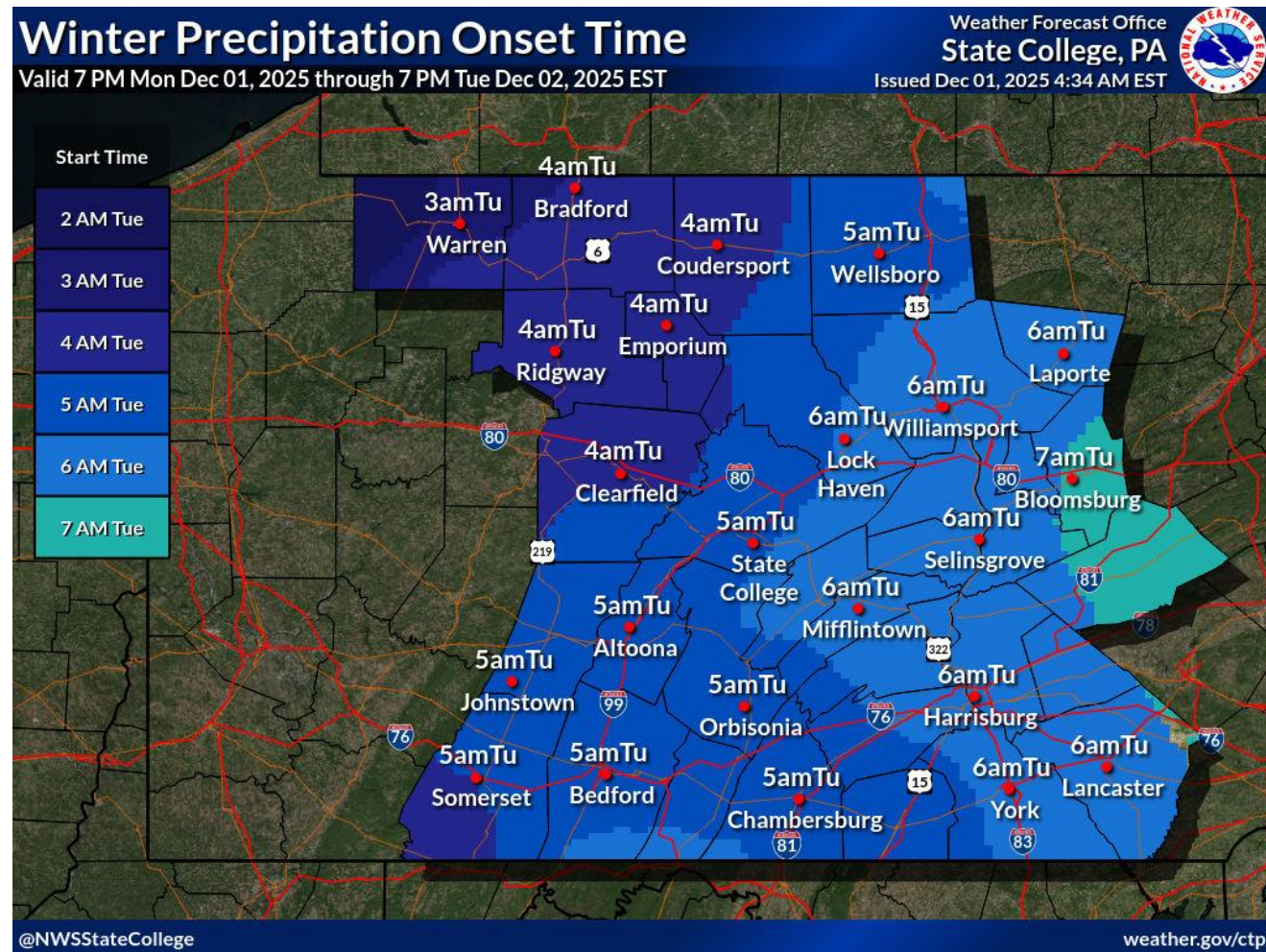




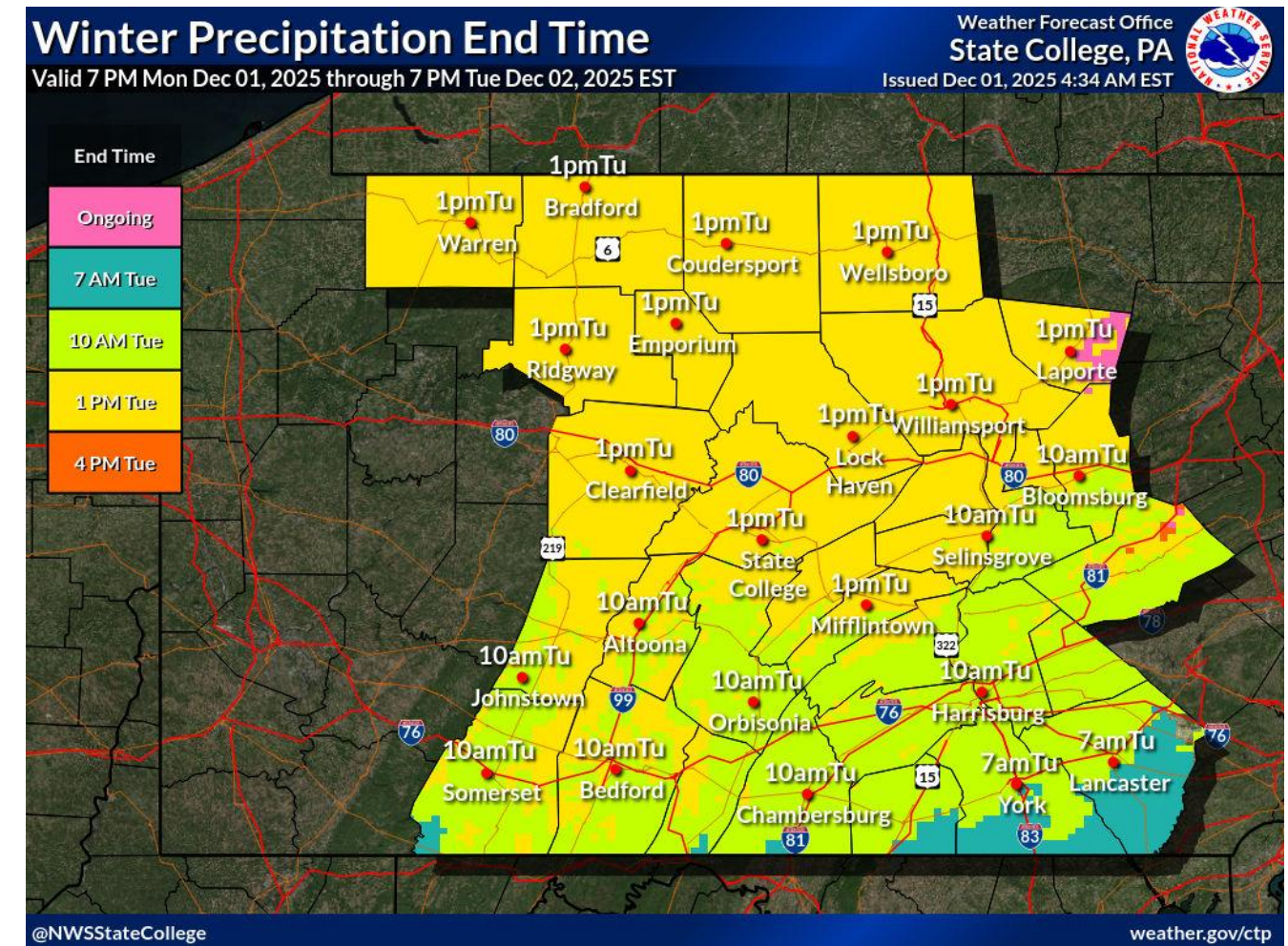
# Snow Start and End Timing - Tuesday

December 1, 2025  
6:00 AM EST

Monday Night - Tuesday December 1-2, 2025



- **Onset Time:** Snow will begin after midnight Monday night, accumulating first in the NW mountains, then spreading into the Laurels in the late night, and eastward across all of central PA by 6-7 AM.



- **End Time:** Snow may transition to rain across southeast PA Tuesday morning; precipitation will end quickly from west to east during the late morning to early afternoon on Tuesday.





[illegible]

- Some freezing rain may mix in across the Laurels tonight into early Tuesday morning.
- Snow may transition to or mix with freezing rain/sleet/rain between I-81 and the PA-MD border on Tuesday.



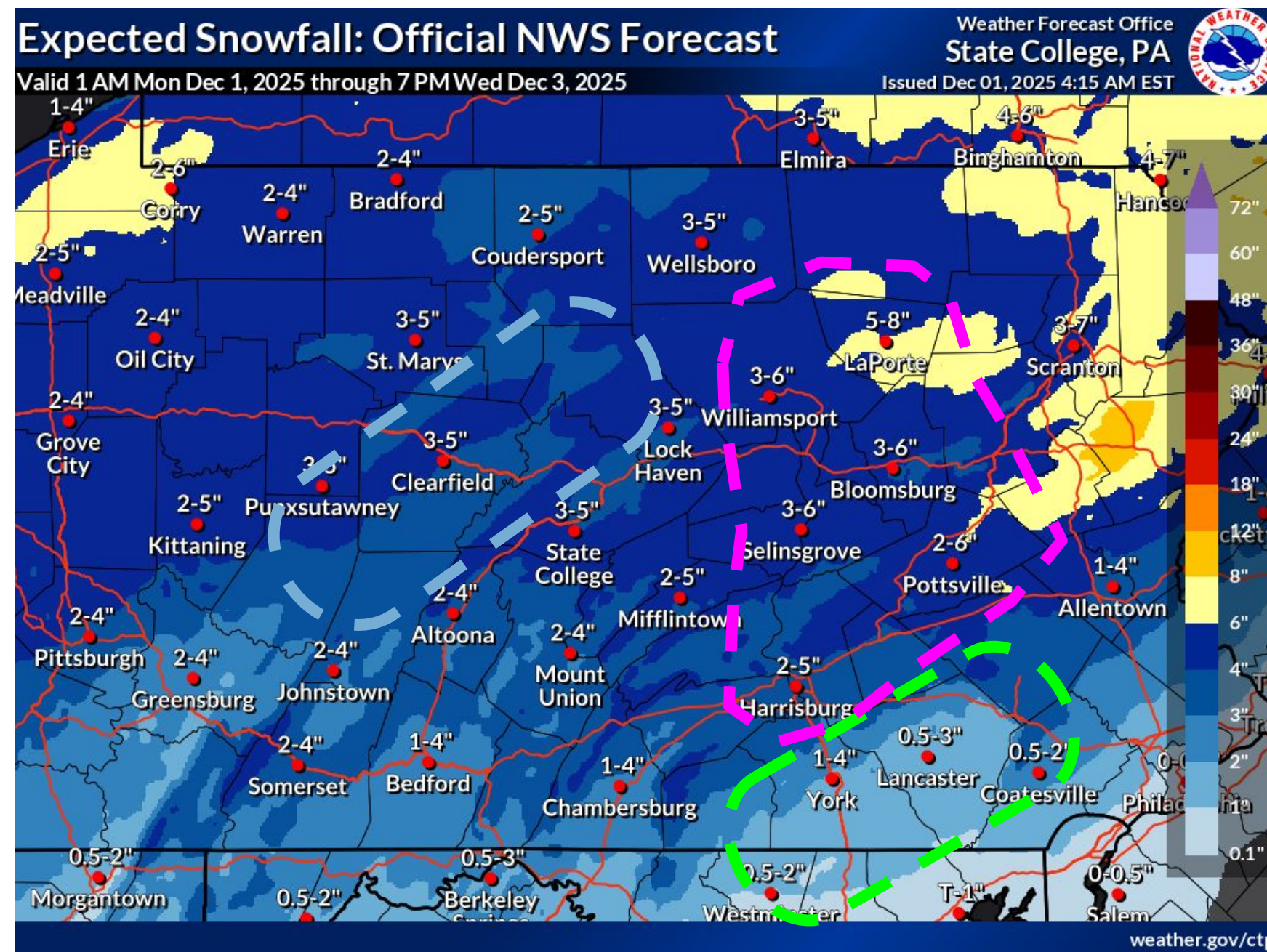




# Boom or Bust Scenarios

December 1, 2025  
6:00 AM EST

Monday Night - Tuesday December 1-2, 2025



- **Bust Potential:** A portion of west Central PA could see lower totals than forecast as heaviest snow transitions from northwest PA late tonight to southeast PA early Tuesday morning.
- **Boom Potential:** Some of the heaviest snow will likely fall just north of the rain-snow line, from Harrisburg north to Williamsport and points east. This corridor could see locally higher totals than currently forecast.
- **Rain Possible:** There will likely be a transition from snow or a wintry mix to rain between I-81 and the PA-MD border on Tuesday. In this case, lower-end snowfall totals would be observed.



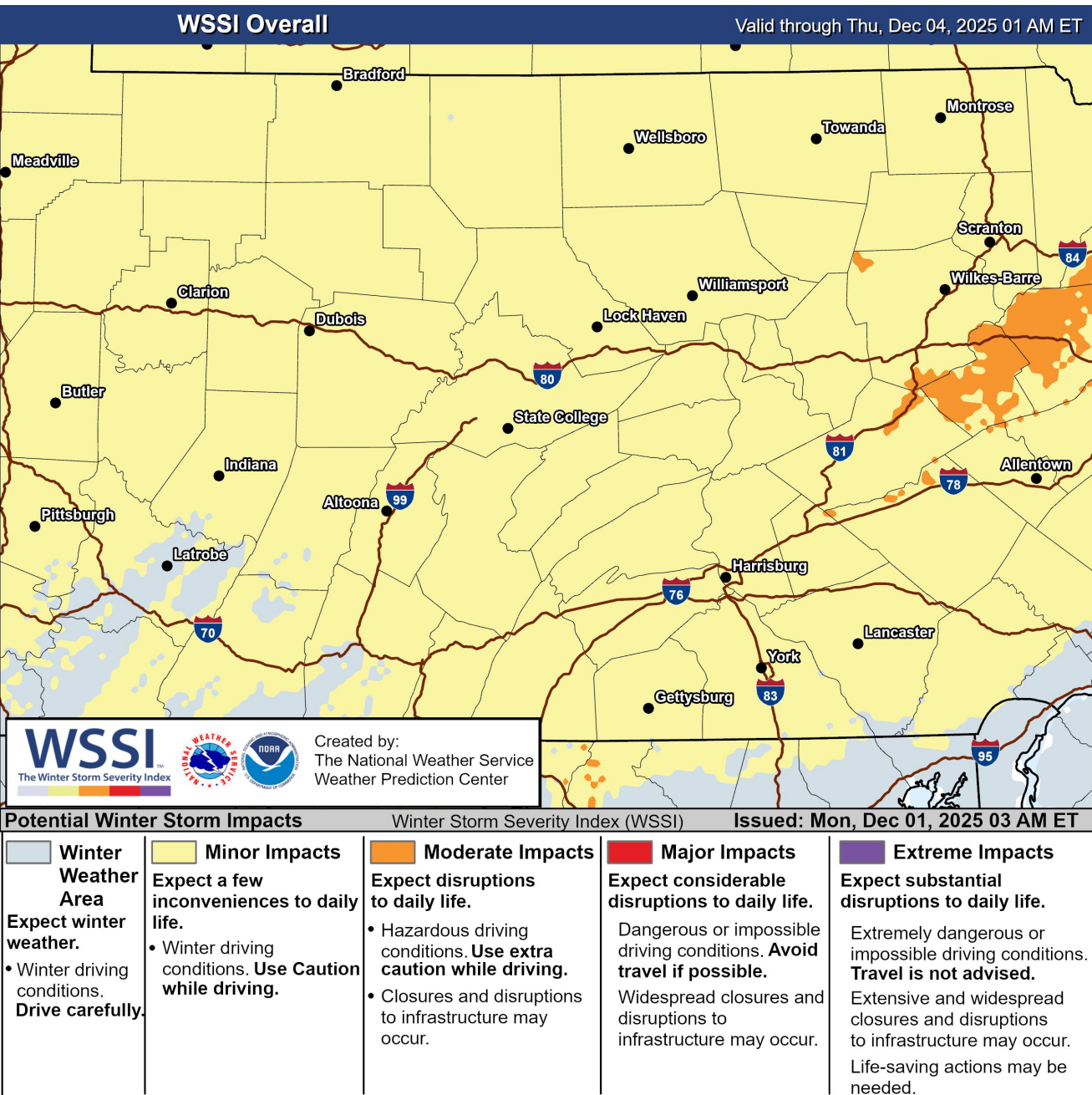




# Winter Storm Severity Index


December 1, 2025  
6:00 AM EST

Monday Night - Tuesday December 1-2, 2025



- With snow arriving before dawn on Tuesday, expect delays and disruptions for the Tuesday morning commute.
- Plan extra time or consider delaying/postponing travel.
- Disruptions to travel could be more significant because it will be the first plowable snowfall of the season for parts of the area.





# Contact and Next Briefing Information

December 1, 2025  
6:00 AM EST

For The NWS State College, PA Service Area



**NEXT BRIEFING UPDATE BY  
6 PM 12/1/2025**



[www.weather.gov/ctp/briefing](http://www.weather.gov/ctp/briefing)



[ctp.stormreports@noaa.gov](mailto:ctp.stormreports@noaa.gov)



(814) 954-6403

[www.facebook.com/NWSStateCollege](http://www.facebook.com/NWSStateCollege)




[www.x.com/NWSStateCollege](http://www.x.com/NWSStateCollege)



[www.youtube.com/NWSStateCollege](http://www.youtube.com/NWSStateCollege)



***Disclaimer: Information contained in this briefing is time-sensitive.  
Do Not Use After "Next Briefing Update" time.***



National Oceanic and  
Atmospheric Administration  
U.S. Department of Commerce

**National Weather Service  
State College, PA**