

2024 Village of Volente Community Survey

...helping organizations make better decisions since 1982

Findings
Report

**Submitted to the Village of Volente, TX
by:**

ETC Institute
725 W. Frontier Lane
Olathe, Kansas
66061

April 2024



Contents

Executive Summary	i
Section 1: Charts and Graphs	1
Section 2: Benchmarking Analysis	39
Section 3: Importance-Satisfaction Analysis	45
Section 4: Tabular Data	49
Section 5: Survey Instrument	91



Executive Summary

2024 Village of Volente Community Survey Executive Summary



Purpose

ETC Institute administered a community survey for the Village of Volente between February and April 2024. The purpose of the survey was to gather input from residents about key issues in preparation for updates to the Village's Comprehensive Plan.

Methodology

The six-page survey, cover letter and postage-paid return envelope were mailed to a random sample of households in Volente. The cover letter explained the purpose of the survey and encouraged residents to either return their survey by mail or complete the survey online. Ten days after the surveys were mailed, ETC Institute sent follow-up text messages to the households that received the survey to encourage participation. The texts contained a link to the online version of the survey to make it easy for residents to complete the survey.

To prevent people who were not residents of Volente from participating, everyone who completed the survey online was required to enter their home address prior to submitting the survey. ETC Institute then matched the addresses that were entered online with the addresses that were originally selected for the random sample. If the address from a survey completed online did not match one of the addresses selected for the sample, the online survey was not counted. A total of 120 households responded to the survey.

The percentage of "don't know" responses has been excluded from many of the graphs shown in this report to facilitate valid comparisons of the results from the Village of Volente with the results from other communities where ETC Institute has conducted a community survey. Since the number of "don't know" responses often reflects the utilization and awareness of Village services, the percentage of "don't know" responses has been provided in the tabular data section of this report. When the "don't know" responses have been excluded, the text of this report will indicate that the responses have been excluded with the phrase *"who had an opinion."*

This report contains the following:

- An executive summary of the methodology for administering the survey and major findings,
- charts showing the overall results for all questions on the survey,
- benchmarking analysis comparing Volente to national and regional averages,
- Importance-Satisfaction analysis; this analysis was done to determine priority actions for the Village to address based upon the survey results,
- tables that show the results of the random sample for each question on the survey,
- a copy of the survey instrument.

2024 Village of Volente Community Survey Executive Summary



What Residents Think the Community Should Be

Most residents surveyed (94%), *who had an opinion*, “strongly agreed” or “agreed” (combined ratings of 4 and 5 on a 5-point scale) that the Village of Volente should be a family-oriented community – a place where people can safely raise families. Other statements in which residents “strongly agreed” or “agreed” that Volente should include: An environmentally friendly community – a place where the ecological health of the community is preserved (93%), a residential community – a place of residence for people who work at home or outside of Volente (92%), and a retirement community (84%).

Village Goals

Ninety-seven percent (97%) of the residents surveyed, *who had an opinion*, “strongly agreed” or “agreed” (combined ratings of 4 and 5 on a 5-point scale) that a goal of the Village of Volente should be to protect the natural environment. Other items in which residents “strongly agreed” or “agreed” should be a goal of Volente include: promote the efficient and safe flow of traffic (95%), promote the volunteer spirit in Volente (94%), ensure that public services and facilities will adequately serve the needs of the community (93%), and maintain the small town, Village-like atmosphere (92%).

Importance of Village Projects and Initiatives

The Village projects and initiatives that had the highest levels of importance among residents, based upon the combined percentage of “very important” and “important” responses among those *who had an opinion*, were: maintain and improve roadway infrastructure (87%), maintain traffic flow and decrease congestion (77%), prepare for and manage long-term growth of the community (68%), and maintain and improve community appearance (62%).

Based on the sum of their top three choices, the Village projects and initiatives that are most important are: 1) maintain and improve roadway infrastructure, 2) maintain traffic flow and decrease congestion, and 3) prepare for and manage long-term growth of the community. Additionally, 90% *who had an opinion* indicated they would be willing to spend tax dollars and fund the three projects most important to them.

Satisfaction With Major Village Services

The major categories of Village services that had the highest levels of satisfaction, based upon the combined percentage of “very satisfied” and “satisfied” responses among those *who had an opinion*, were: efforts to ensure the Village is prepared for emergencies (61%), quality of customer service by Village office and staff (59%), and maintenance of Village streets (50%).

2024 Village of Volente Community Survey Executive Summary



Based on the sum of their top three choices, the major categories of Village services that should receive the most emphasis over the next five years are: 1) maintenance of Village streets, 2) efforts to ensure the Village is prepared for emergencies, and 3) flow of traffic and congestion management. Additionally, 80% *who had an opinion* indicated they would support the Village spending additional taxpayer to support the priorities most important to them.

Importance of Growth Management Issues

The growth management issues that had the highest levels of importance among residents, based upon the combined percentage of “very important” and “important” responses among those *who had an opinion*, were: regulating where multi-family housing is located in the community (84%), regulating where commercial areas are developed in the community (79%), regulating the number of multi-family residential buildings on one acre (77%), regulating the type of development close to Lake Travis and hillsides (77%), and regulating the size of commercial buildings (76%).

Importance of Village Tourism and Regulations

The aspects of Village tourism and regulations that had the highest levels of importance among residents over the next five years, based upon the combined percentage of “very important” and “important” responses among those *who had an opinion*, were: regulating traffic flow from tourist activity in the Village (75%), regulation of short-term rentals (68%), and regulation of businesses that cater to tourism activity (61%).

Perceptions of Safety

The situations in which residents felt safest in the Village, based upon the combined percentage of “very safe” and “safe” responses among those *who had an opinion*, were: walking alone in their neighborhood during the day (94%), overall feeling of safety in the Village (88%), in business areas of the Village during the day (82%), in other public areas of the Village (70%), and driving in the Village (63%).

More than half (52%) of the residents surveyed, *who had an opinion*, believe the Village should add a police presence, and 49% *who had an opinion* would support the Village spending additional taxpayer money to fund this service.

Importance of Code Compliance and Enforcement

The code compliance and enforcement services that had the highest levels of importance among residents, based upon the combined percentage of “very important” and “important” responses among those *who had an opinion*, were: Short-Term rental ordinance (71%), residential and commercial building code (62%), and efforts to remove abandoned or inoperable vehicles/watercraft (59%).

2024 Village of Volente Community Survey Executive Summary



Based on the sum of their top three choices, the code enforcement services that should receive the most emphasis over the next five years are: 1) Short-Term rental ordinance, 2) removal or demolition of a designated unsafe structure, and 3) residential and commercial building code. Additionally, 71% *who had an opinion* indicated they would be willing to spend additional taxpayer money to support the priorities most important to them.

Importance of Streets and Traffic

The aspects of streets and traffic that had the highest levels of importance among residents, based upon the combined percentage of “very important” and “important” responses among those *who had an opinion*, were: condition of major streets in the Village (88%), quality of roadway repair (86%), condition of streets in your neighborhood (82%), condition of street drainage/water drainage (80%), and speed of roadway repair (79%).

Based on the sum of their top three choices, the aspects of streets and traffic that should receive the most emphasis over the next five years are: 1) condition of major streets in the Village, 2) condition of streets in neighborhoods, and 3) quality of roadway repair. Additionally, 83% *who had an opinion* would support the Village spending additional taxpayer money to support the priorities most important to them.

Public Information Services

The public information services that had the highest levels of satisfaction, based upon the combined percentage of “very satisfied” and “satisfied” responses among residents *who had an opinion*, were: accessibility of information about Village governmental services and activities (60%), efforts by the Village to keep residents informed about local issues (60%), and timeliness of information provided by the Village (59%).

The top sources from which residents currently get information about the Village include: Village website (54%), emails (53%), and print brochures, postcards, flyers, and newsletters (48%). *Multiple selections could be made for this question.*

Other Findings

- Twenty-six percent (26%) of residents surveyed, *who had an opinion*, think multi-family housing should be allowed in the Village.
- Sixty-six percent (66%) of residents surveyed, *who had an opinion*, view short-term rentals relative to the future of Volente as a “major problem” (39%) or “minor problem” (27%).

2024 Village of Volente Community Survey Executive Summary



- Eighty-three percent (83%) of resident surveyed indicated they or someone in their family visited Steichen Park in the last 12 months. Of those, 72% were satisfied with the quality of the park.

Fifty-one percent (51%) of residents surveyed, *who had an opinion*, indicated they would be willing to spend Village funds to fund and maintain more parks and/or trails.

- Residents were asked to indicate which of three statements comes closest to their view of the taxes/fees they pay for all of the services and infrastructure the Village provides and maintains. Sixty-five percent (65%), *who had an opinion*, indicated they prefer to keep taxes/fees and quality of services and infrastructure where they are; 23% prefer to raise taxes/fees and increase the quality of services and infrastructure, and 8% prefer to lower taxes/fees and decrease the quality of services and infrastructure. The remaining 4% were not in favor of any of these options.

2024 Village of Volente Community Survey Executive Summary



How Volente Compares to Other Communities in the Region

The Village of Volente **rated above the Texas average** in 11 of the 12 areas that were assessed. The Village rated significantly higher than the Texas average (5% or more above) in 8 of these areas. The table below shows how the Village of Volente compares to the Texas average:

Service	Volente	Texas	Difference	Category
Overall feeling of safety	88.1%	58.3%	29.8%	Feeling of Safety
Quality of customer service by Village office & staff	59.0%	29.9%	29.1%	Major Categories of Village Services
Maintenance of Village streets	50.4%	25.3%	25.1%	Major Categories of Village Services
Efforts to ensure Village is prepared for emergencies	60.9%	36.3%	24.6%	Major Categories of Village Services
Walking alone in neighborhood during the day	94.1%	78.5%	15.6%	Feeling of Safety
Efforts to keep you informed about local issues	60.0%	49.5%	10.5%	Public Information Services
Timeliness of information provided	58.5%	51.2%	7.3%	Public Information Services
Flow of traffic and congestion management	39.0%	32.8%	6.2%	Major Categories of Village Services
The quality of the Village website	52.5%	47.8%	4.7%	Public Information Services
Walking alone in neighborhood after dark	60.6%	56.1%	4.5%	Feeling of Safety
Accessibility of information about governmental services & activities	60.0%	55.6%	4.4%	Public Information Services
Enforcement of local codes and ordinances	27.4%	36.0%	-8.6%	Major Categories of Village Services

How Volente Compares to Other Communities in the Nation

The Village of Volente **rated above the U.S. average** in 9 of the 12 areas that were assessed. The Village rated significantly higher than the U.S. average (5% or more above) in all 9 of these areas. The table below shows how the Village of Volente compares to the U.S. average:

Service	Volente	U.S.	Difference	Category
Overall feeling of safety	88.1%	66.0%	22.1%	Feeling of Safety
Quality of customer service by Village office & staff	59.0%	39.4%	19.6%	Major Categories of Village Services
Efforts to ensure Village is prepared for emergencies	60.9%	42.5%	18.4%	Major Categories of Village Services
Efforts to keep you informed about local issues	60.0%	43.3%	16.7%	Public Information Services
Timeliness of information provided	58.5%	42.5%	16.0%	Public Information Services
Accessibility of information about governmental services & activities	60.0%	46.4%	13.6%	Public Information Services
Walking alone in neighborhood during the day	94.1%	81.2%	12.9%	Feeling of Safety
The quality of the Village website	52.5%	42.4%	10.1%	Public Information Services
Maintenance of Village streets	50.4%	40.5%	9.9%	Major Categories of Village Services
Walking alone in neighborhood after dark	60.6%	61.4%	-0.8%	Feeling of Safety
Flow of traffic and congestion management	39.0%	44.8%	-5.8%	Major Categories of Village Services
Enforcement of local codes and ordinances	27.4%	40.1%	-12.7%	Major Categories of Village Services

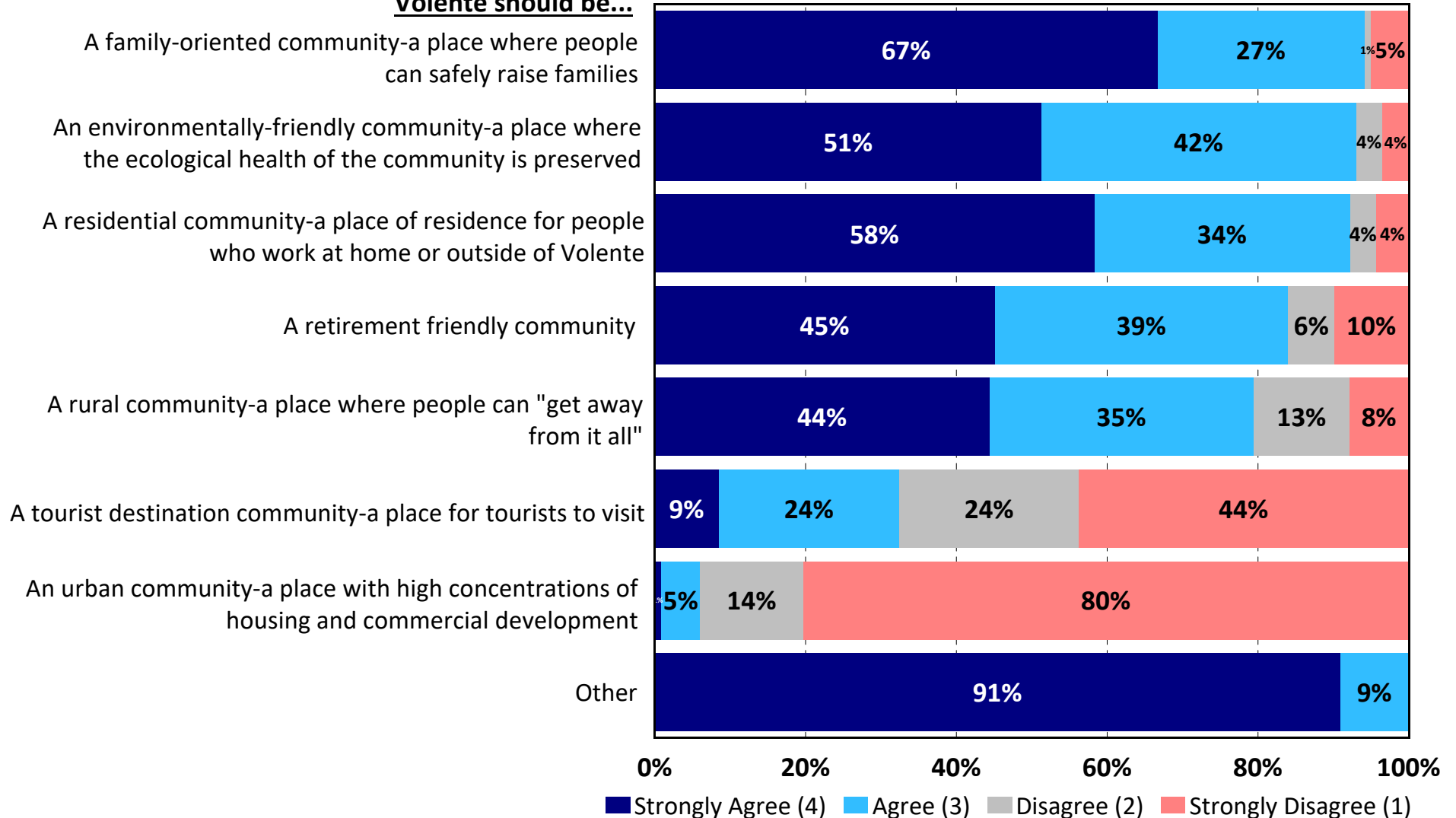


Charts and Graphs

Q1. Level of Agreement With the Following Statements About What a Community Should Be

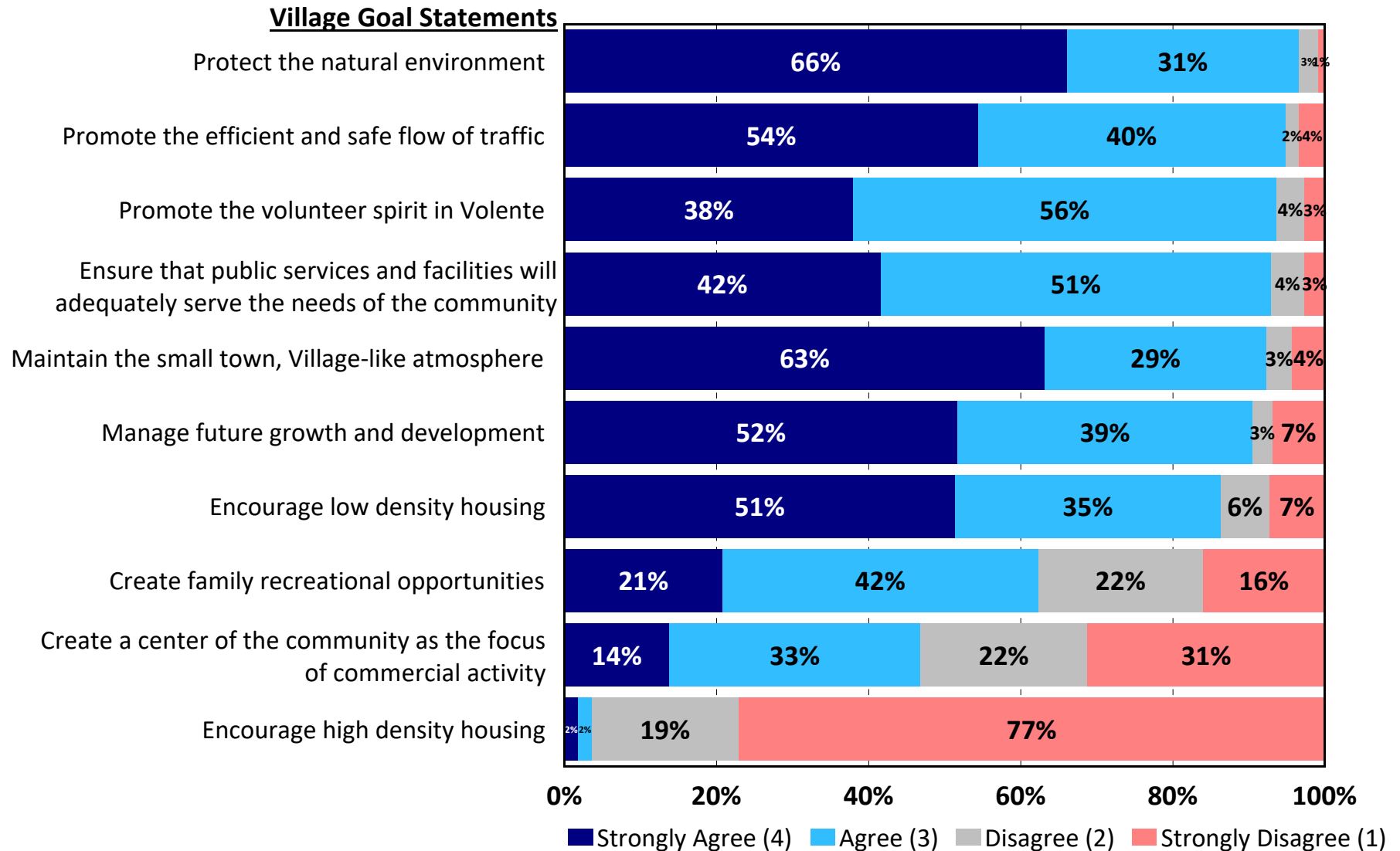
by percentage of respondents (excluding "no opinion")

Volente should be...



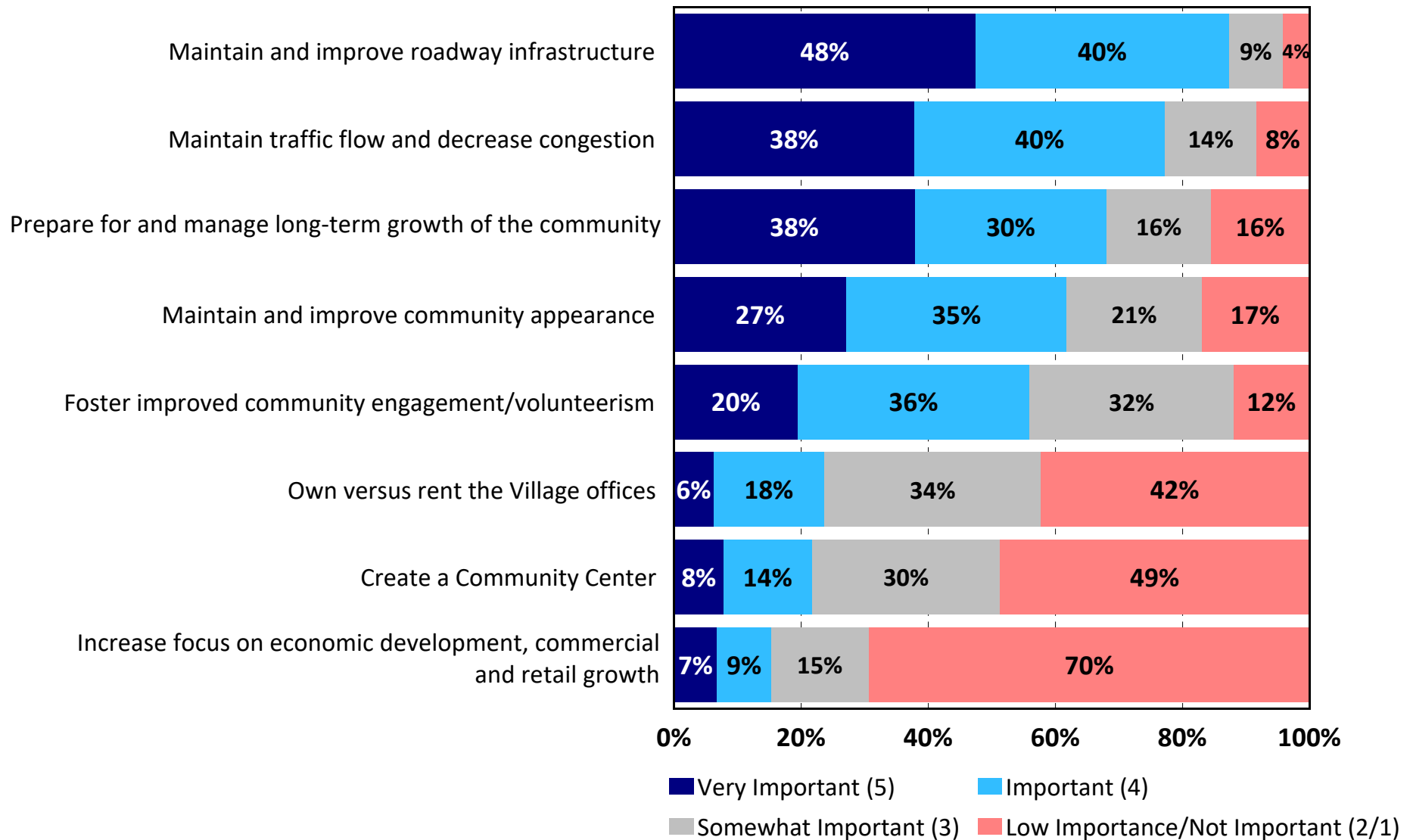
Q2. Level of Agreement With the Following Statements About Village Goals

by percentage of respondents (excluding “no opinion”)



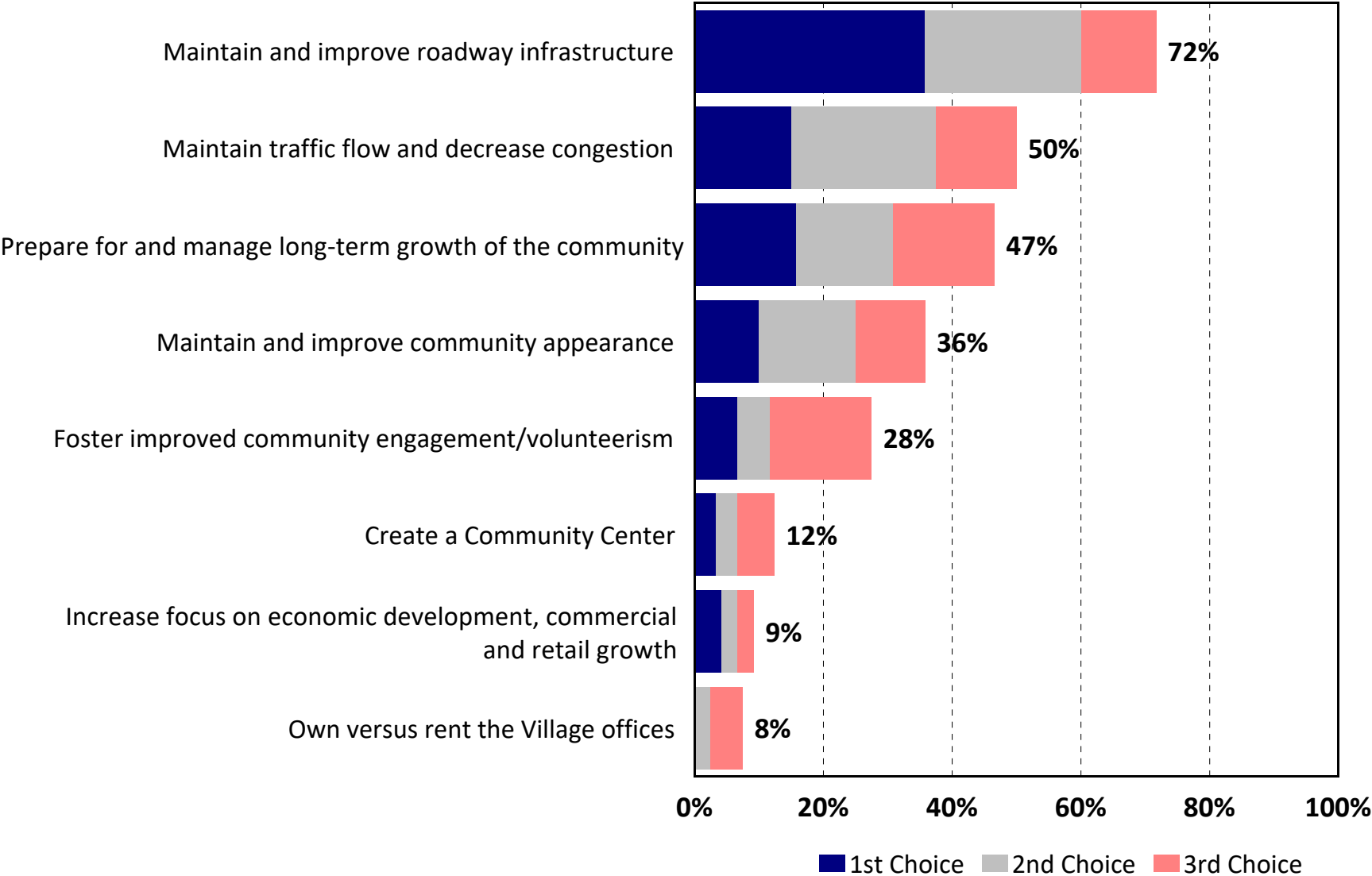
Q3. Level of Importance of the Following Village Projects and Initiatives

by percentage of respondents (excluding “don’t know”)



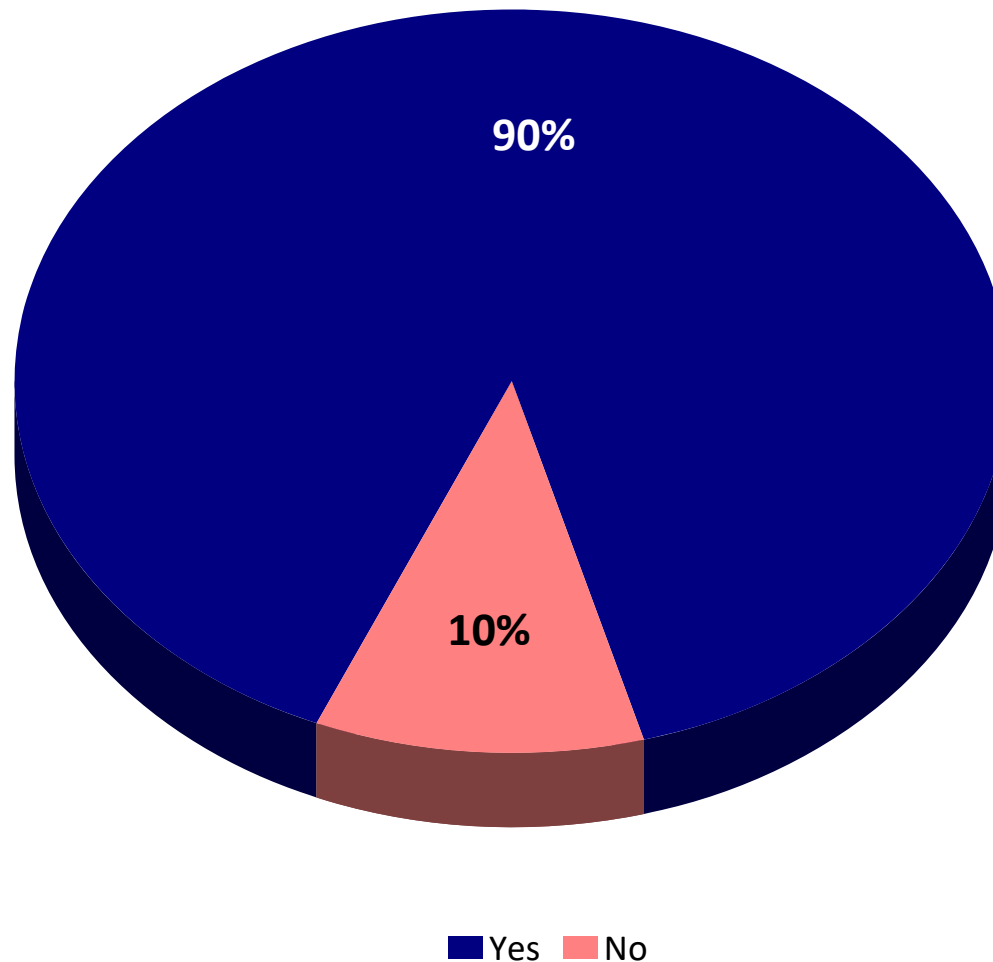
Q3a. Village Projects and Initiatives That Are Most Important

by percentage of respondents who selected the item as one of their top three choices



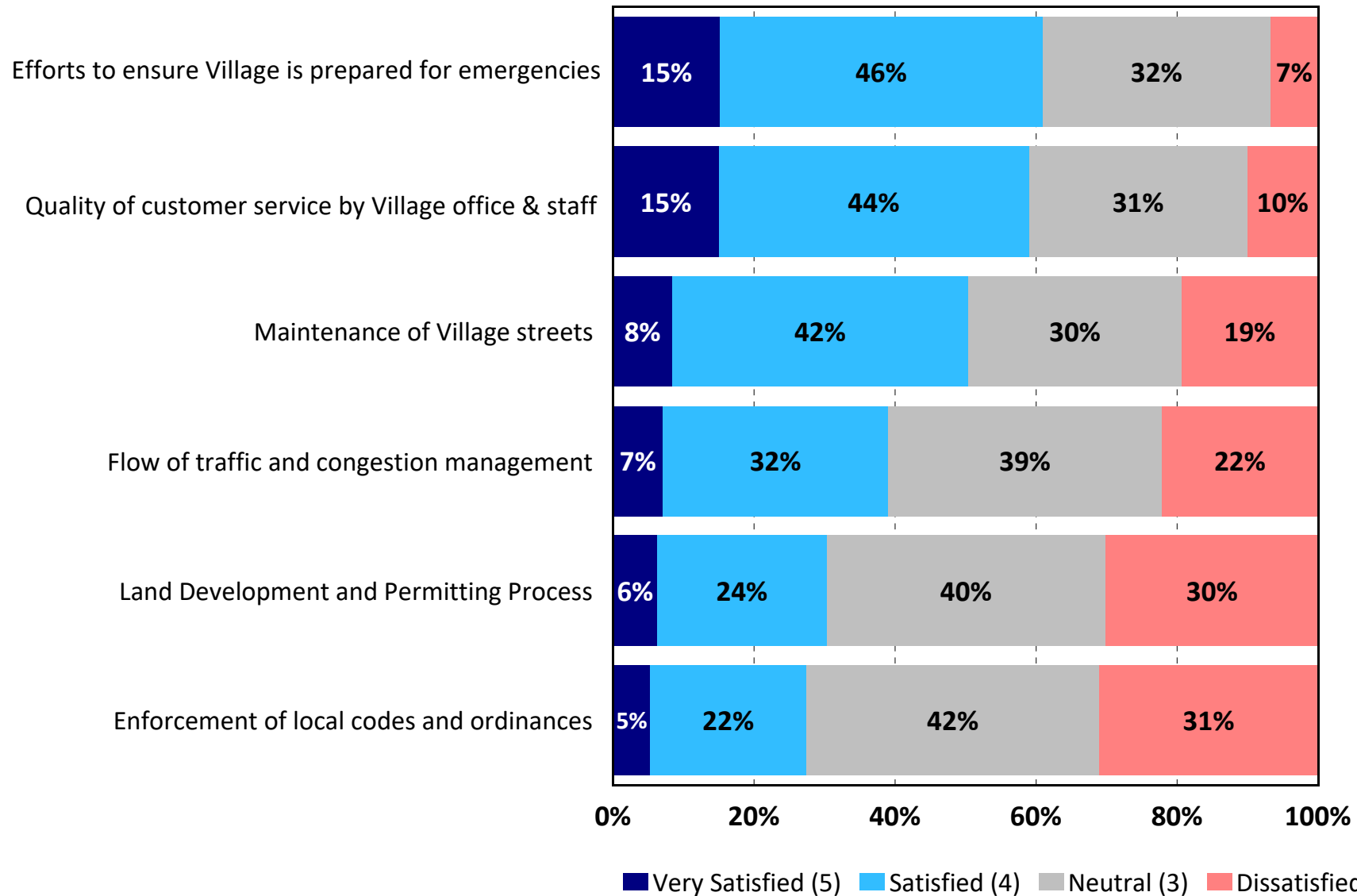
Q3b. From the list in Question 3, would you be willing to spend tax dollars and fund the three projects most important to you?

by percentage of respondents (excluding “not provided”)



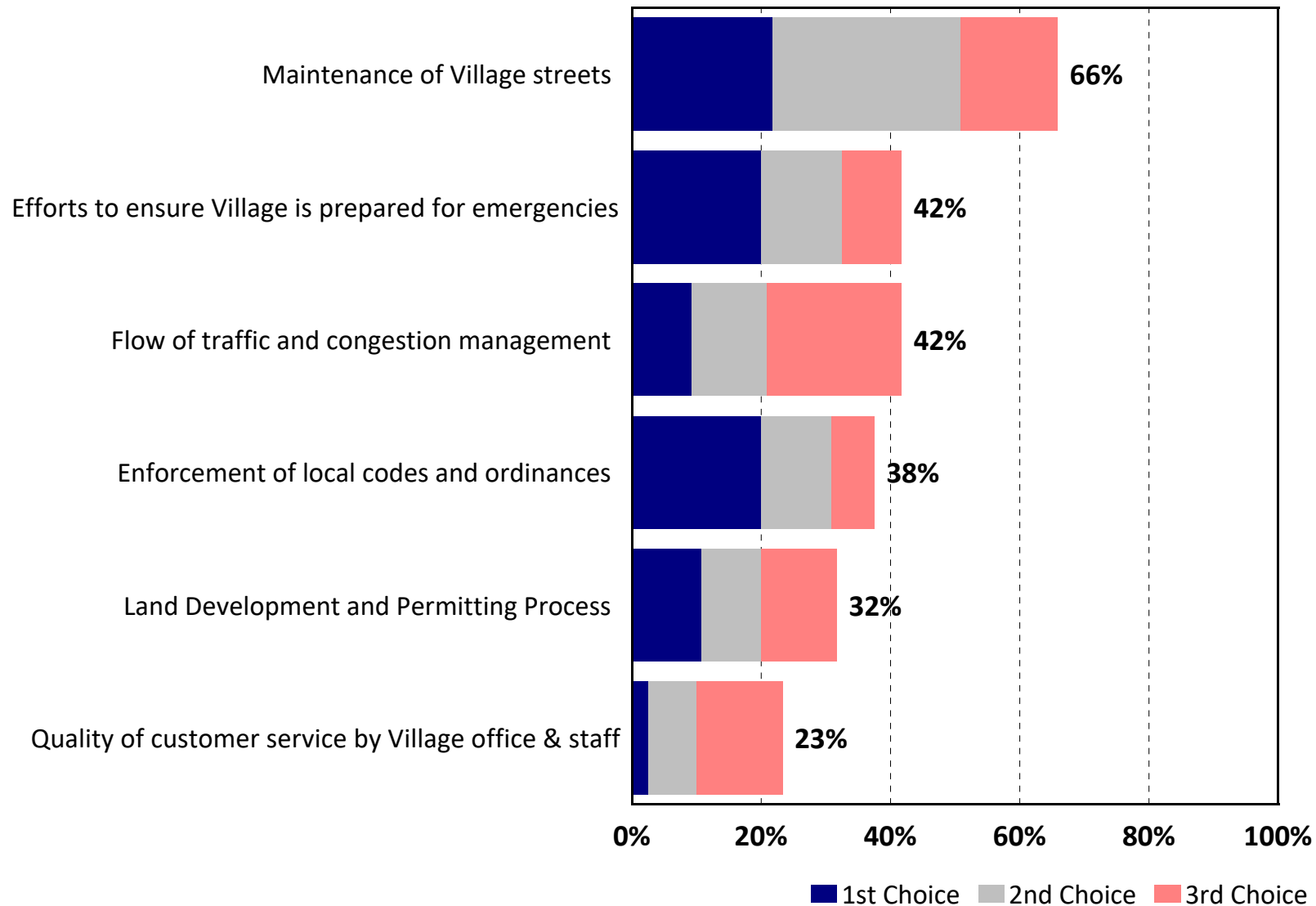
Q4. Satisfaction with Major Categories of Village Services

by percentage of respondents (excluding “don’t know”)



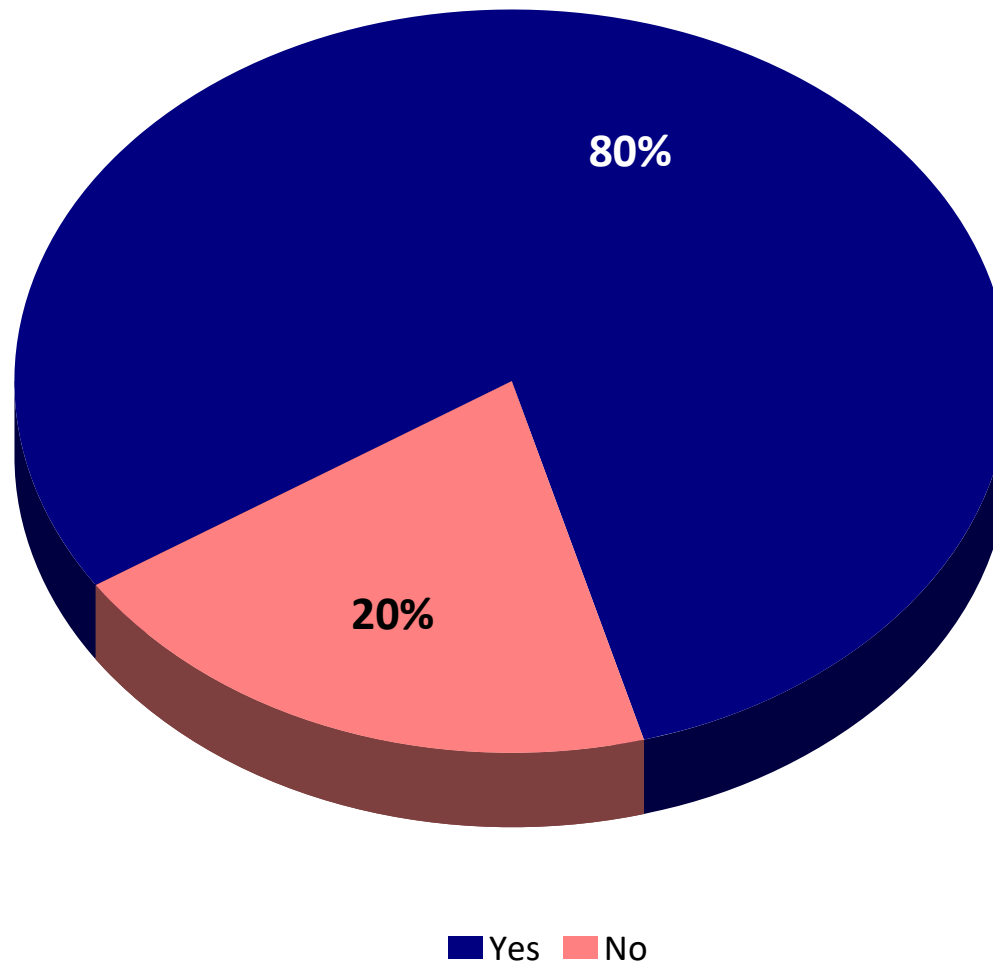
Q4a. Village Services That Should Receive the Most Emphasis Over the Next Five Years

by percentage of respondents who selected the item as one of their top three choices



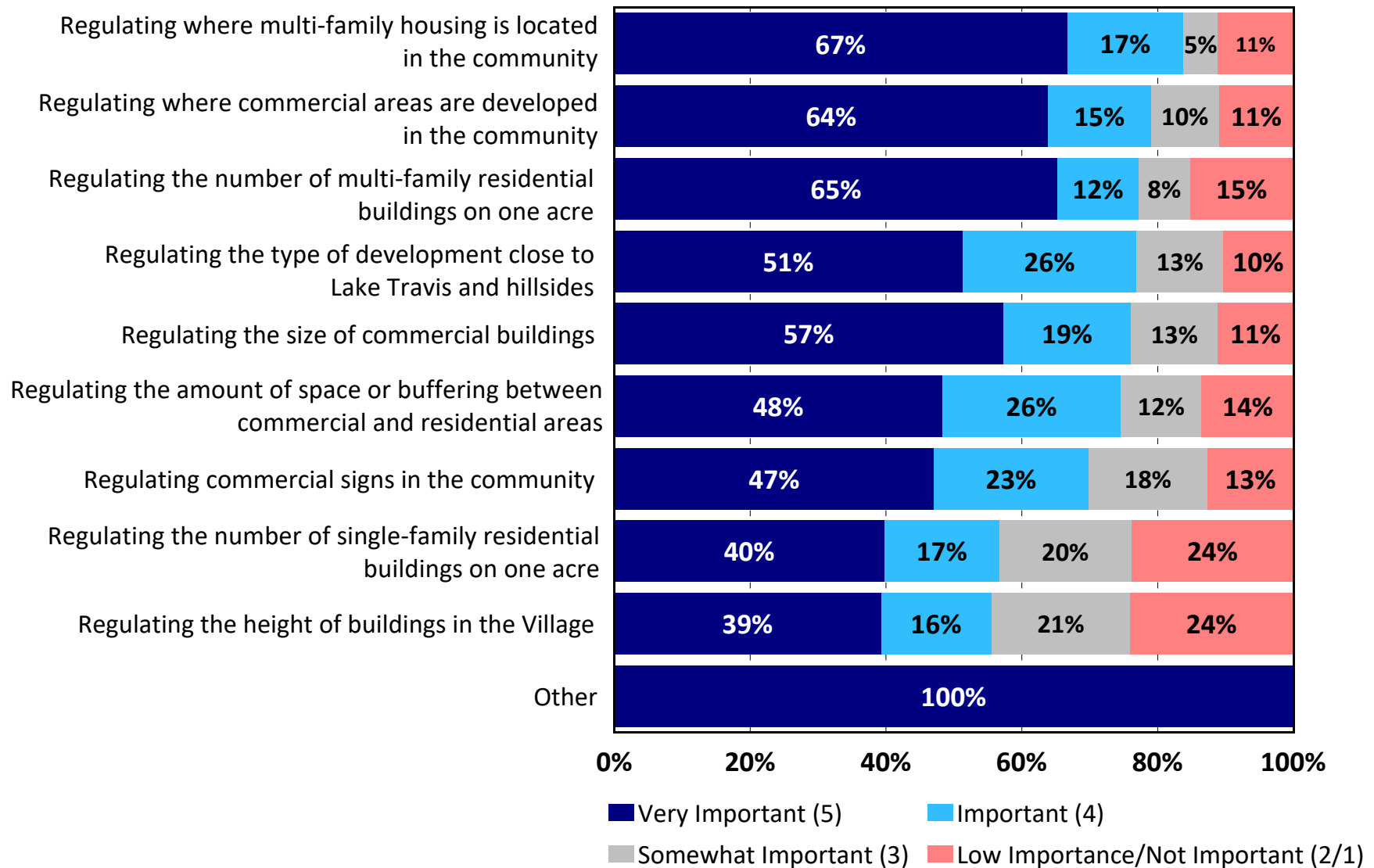
Q4b. Would you support the Village spending additional taxpayer money to support the priorities you have identified in Question 4a?

by percentage of respondents (excluding “not provided”)



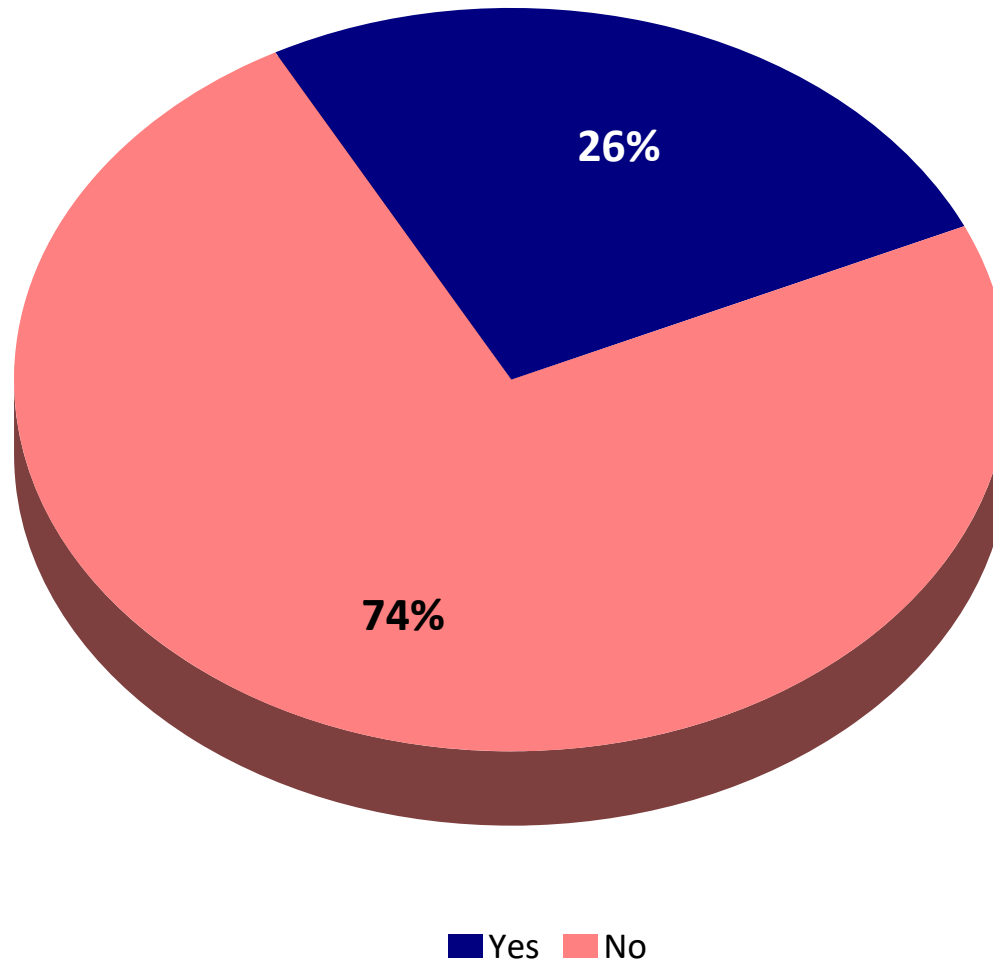
Q5. Level of Importance of the Following Growth Management Issues

by percentage of respondents (excluding “don’t know”)



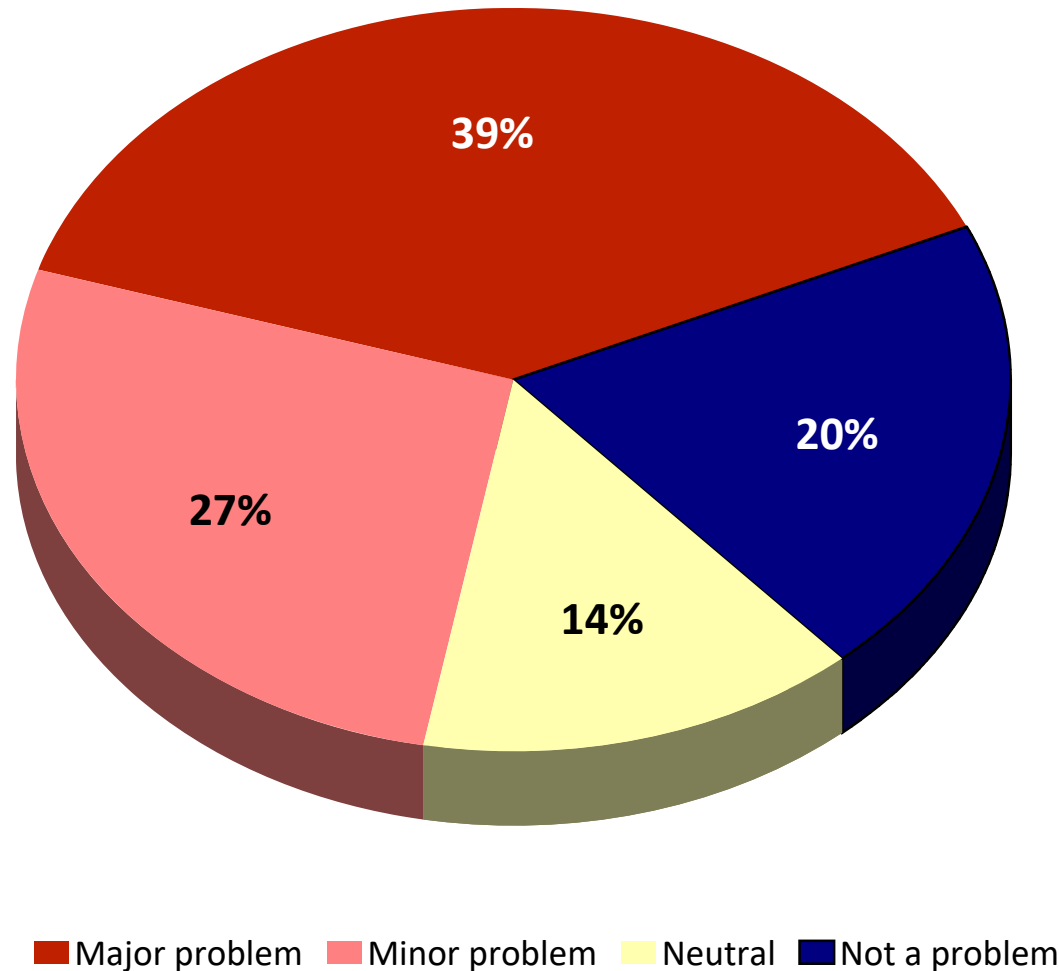
Q6. Should multi-family housing be allowed in the Village?

by percentage of respondents (excluding “not provided”)



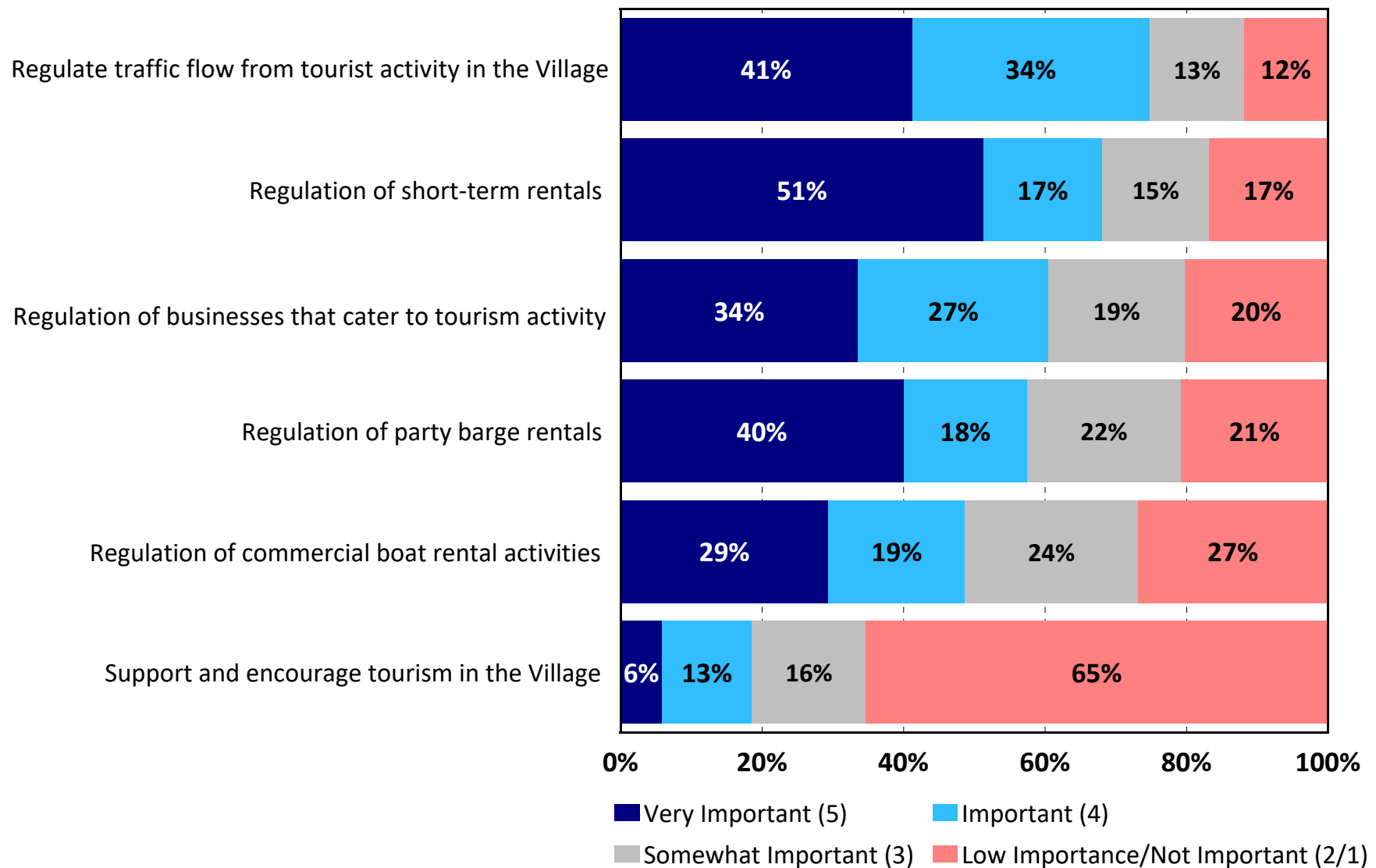
Q7. How do you view short-term rentals relative to the future of Volente?

by percentage of respondents (excluding “don’t know”)



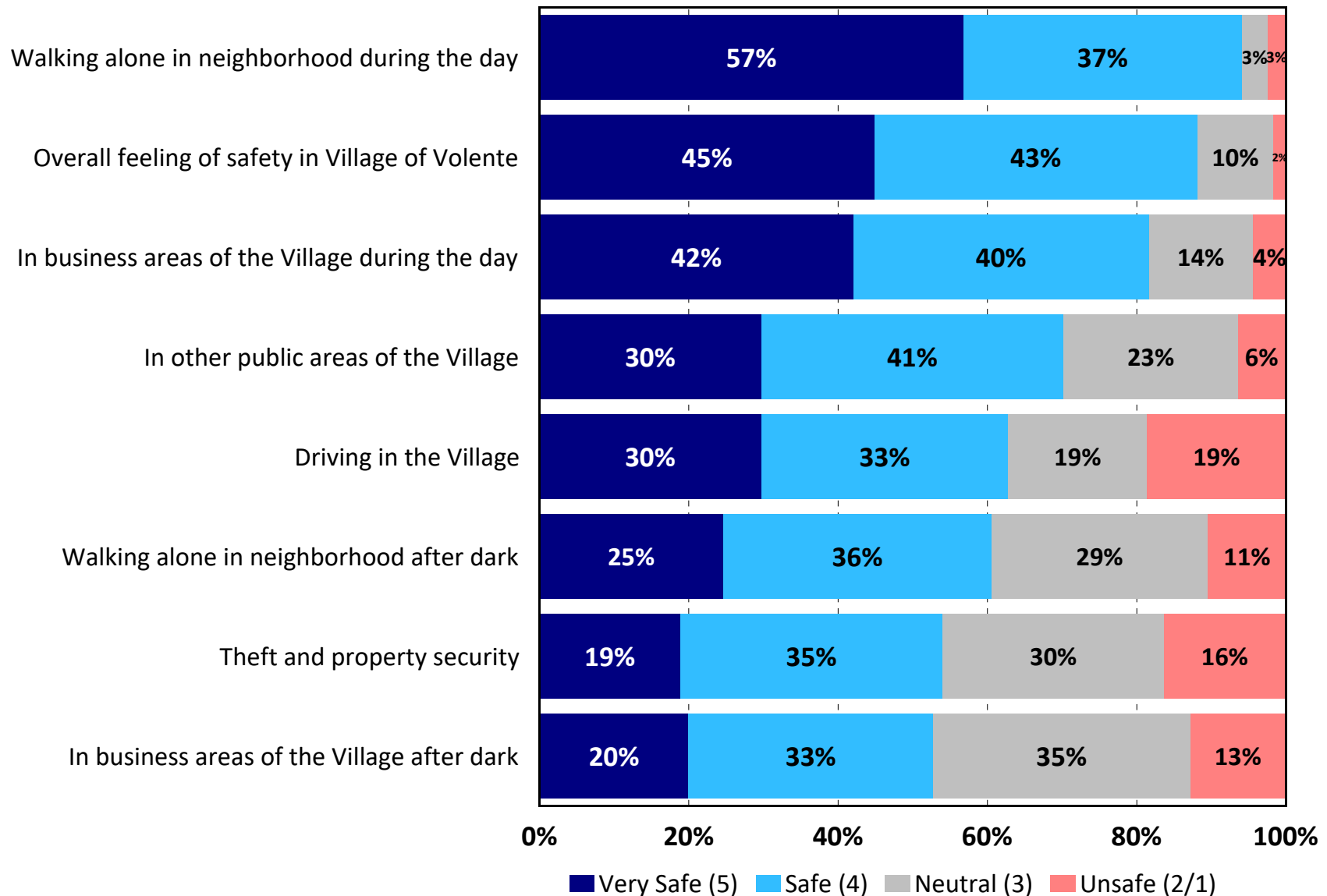
Q8. Level of Importance of the Following Aspects of Village Tourism and Regulations Over the Next 5 Years

by percentage of respondents (excluding “don’t know”)



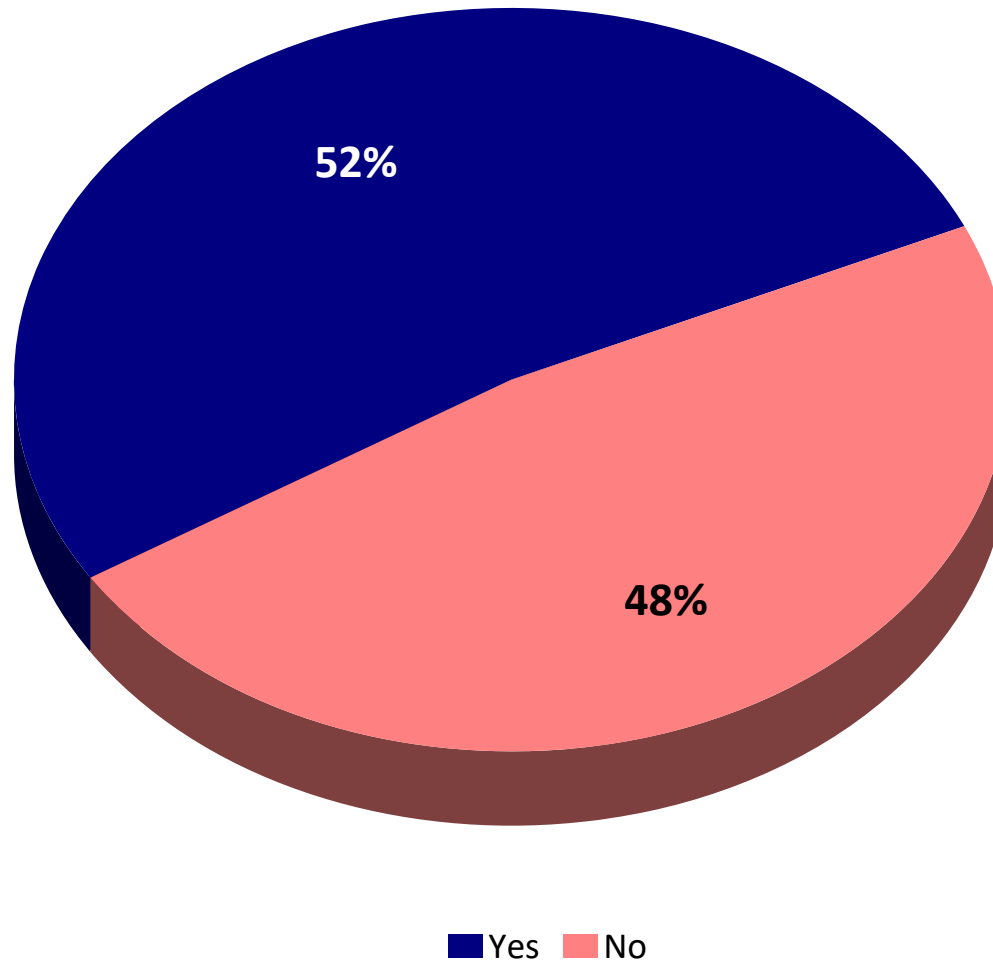
Q9. Feeling of Safety in the Following Situations

by percentage of respondents (excluding “don’t know”)



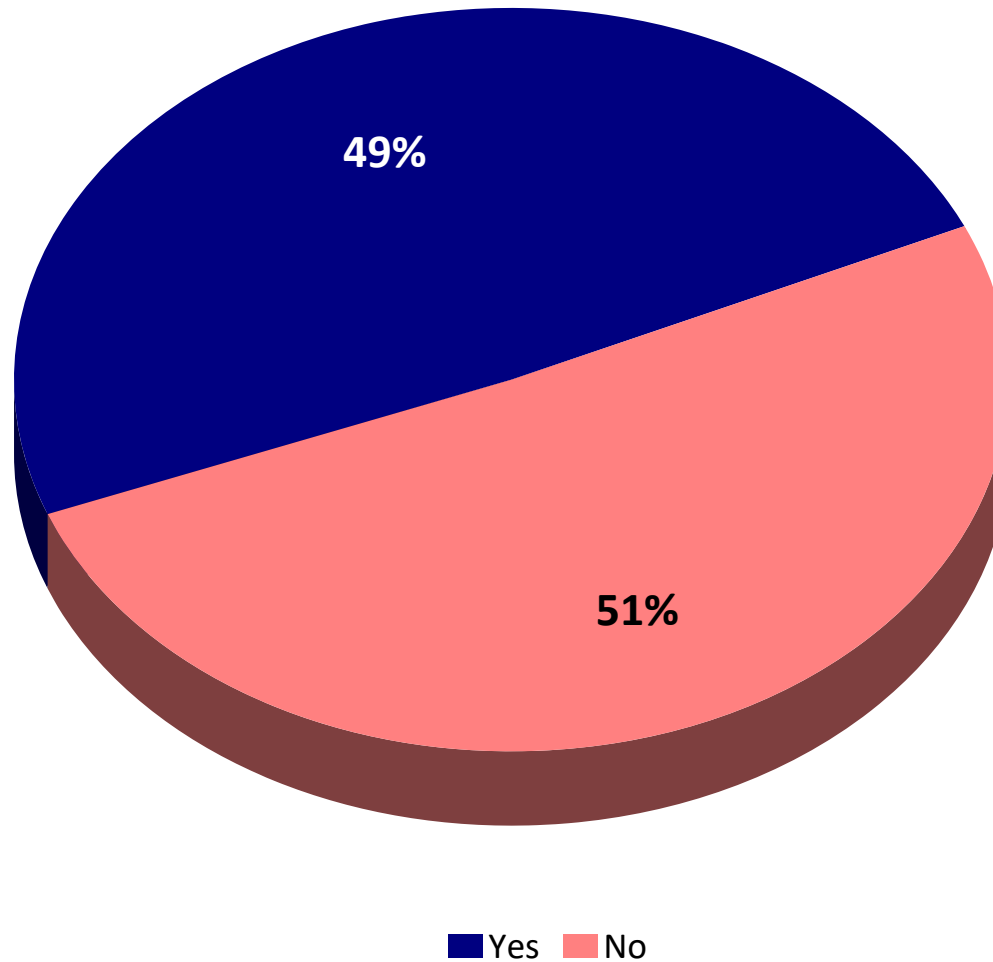
Q9a. Should the Village add police presence?

by percentage of respondents (excluding “not provided”)



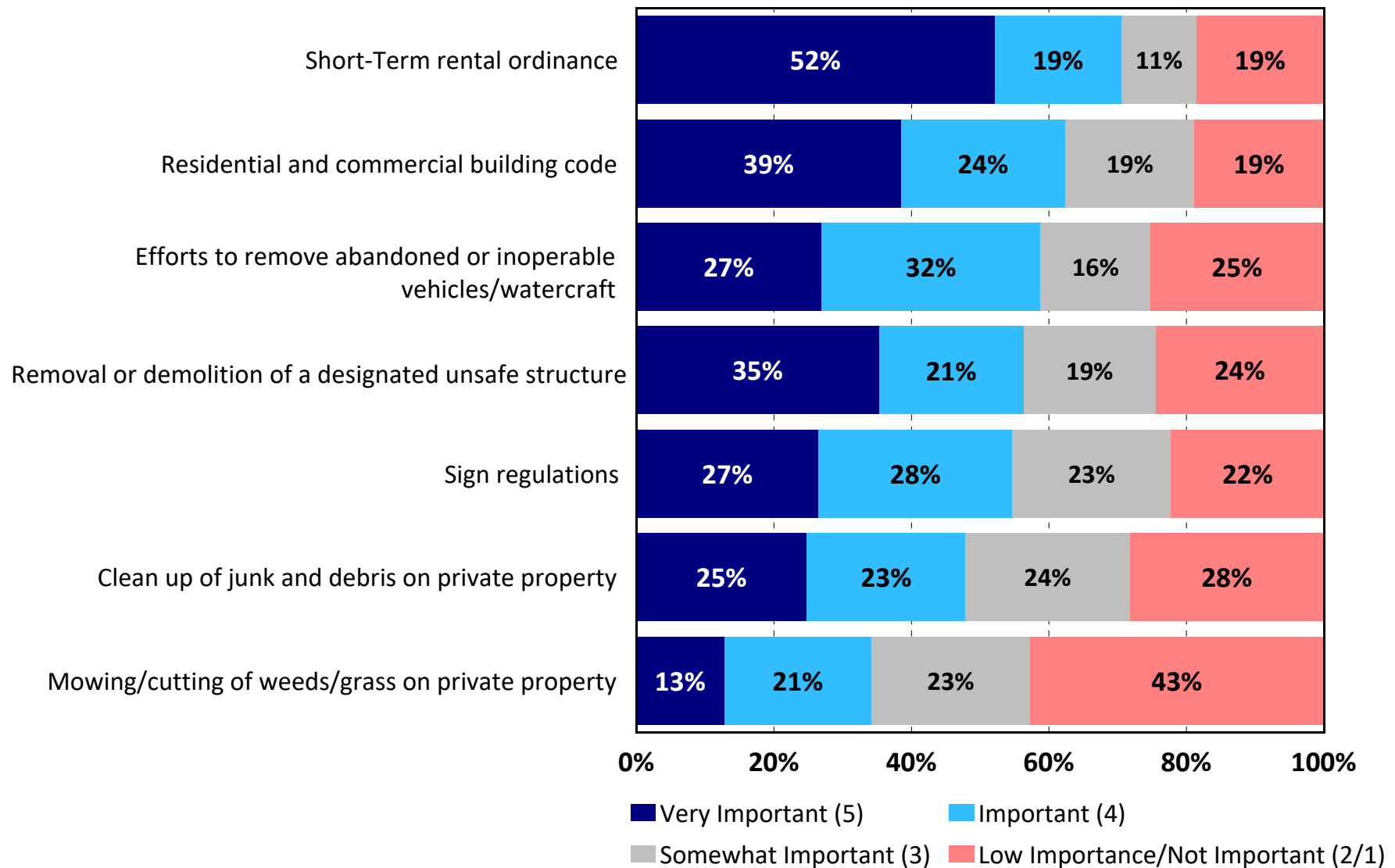
Q9b. Would you support the Village spending additional taxpayer money to fund this service?

by percentage of respondents (excluding “not provided”)



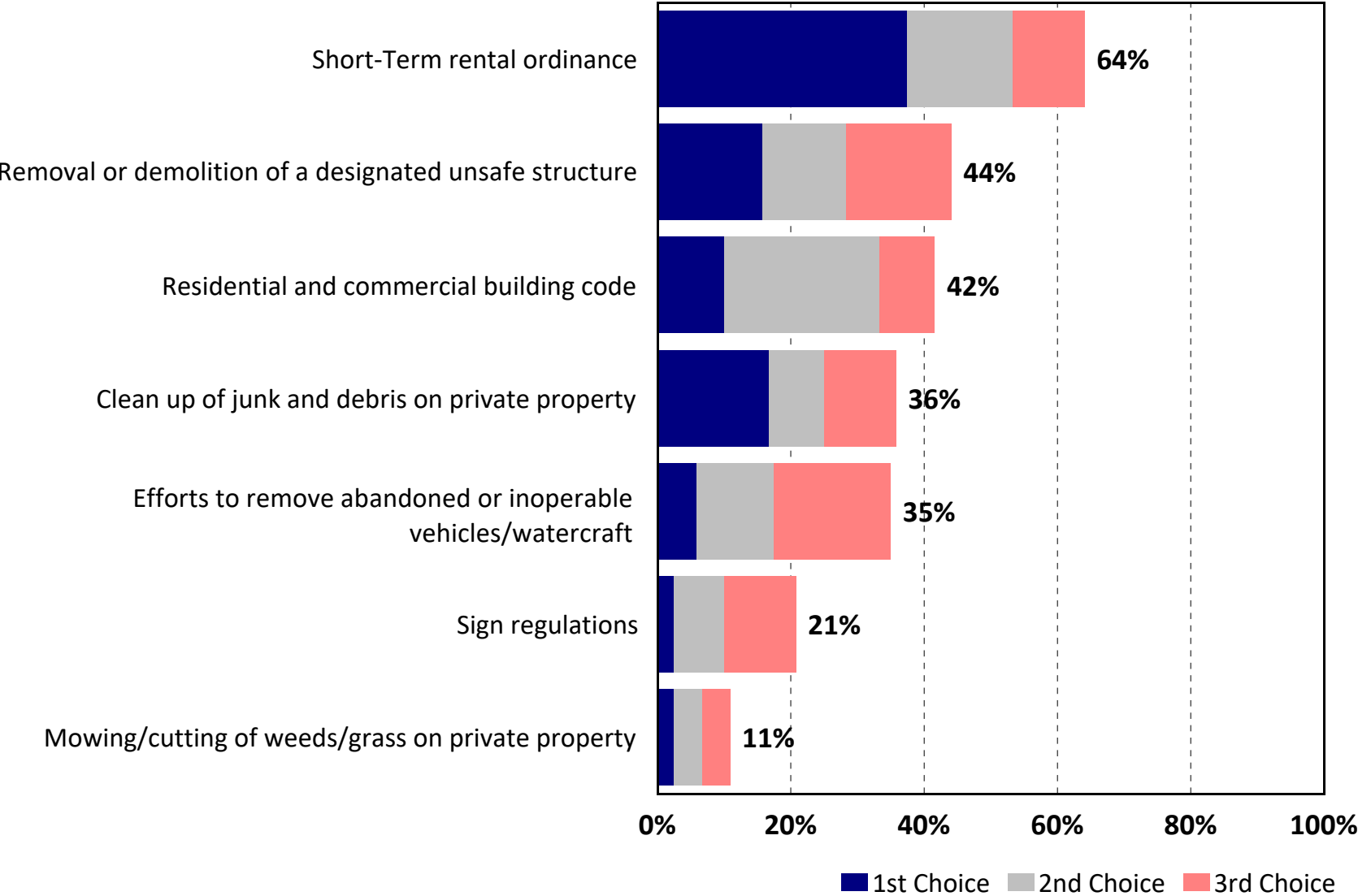
Q10. Level of Importance of Code Compliance and Enforcement

by percentage of respondents (excluding “don’t know”)



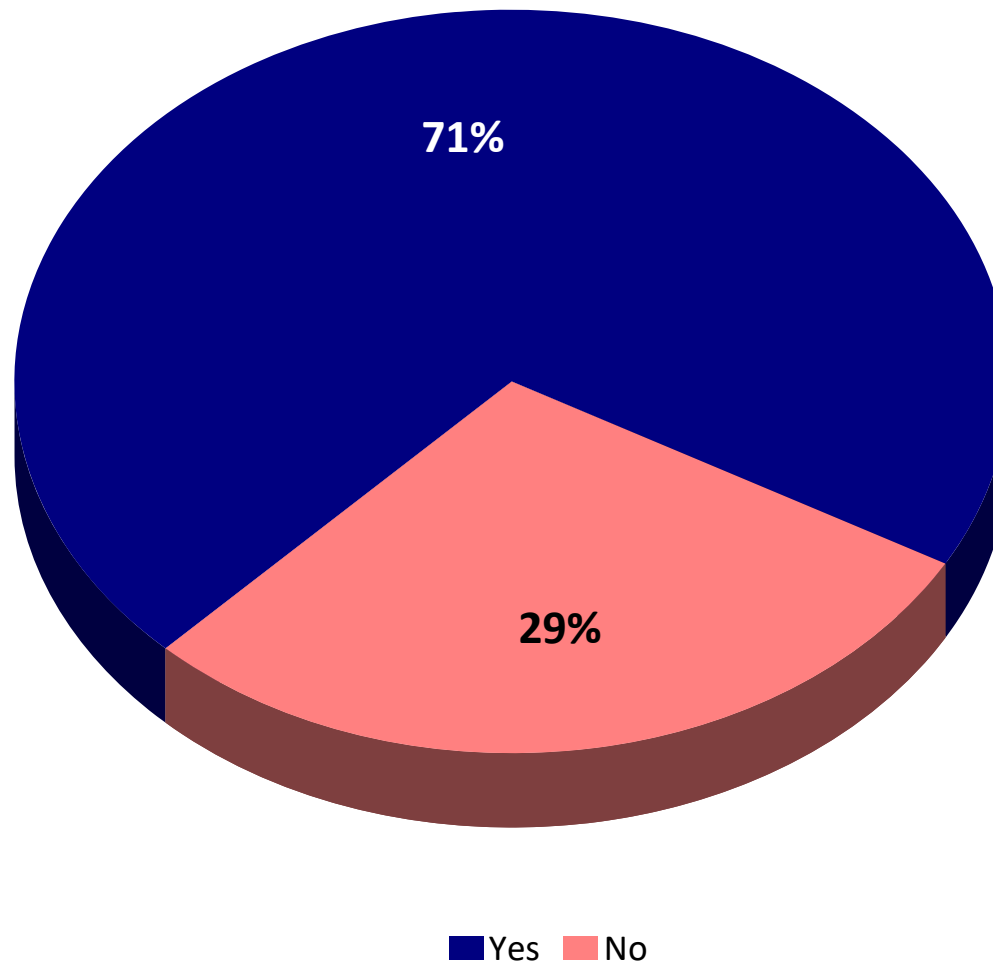
Q10a. Code Enforcement Services That Should Receive the Most Emphasis Over the Next Five Years

by percentage of respondents who selected the item as one of their top three choices



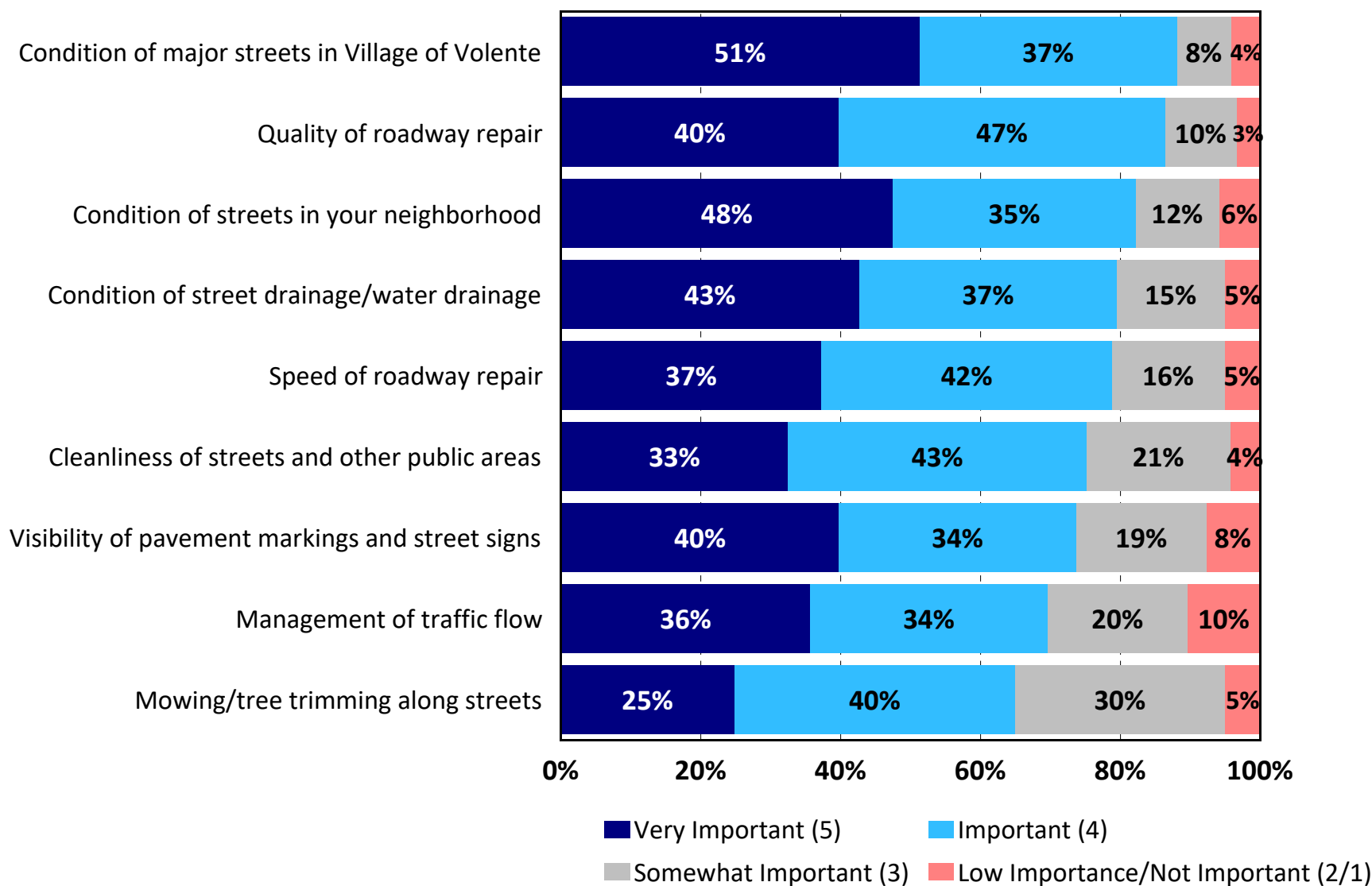
Q10b. Would you support the Village spending additional taxpayer money to support the priorities you have identified in Question 10a?

by percentage of respondents (excluding “not provided”)



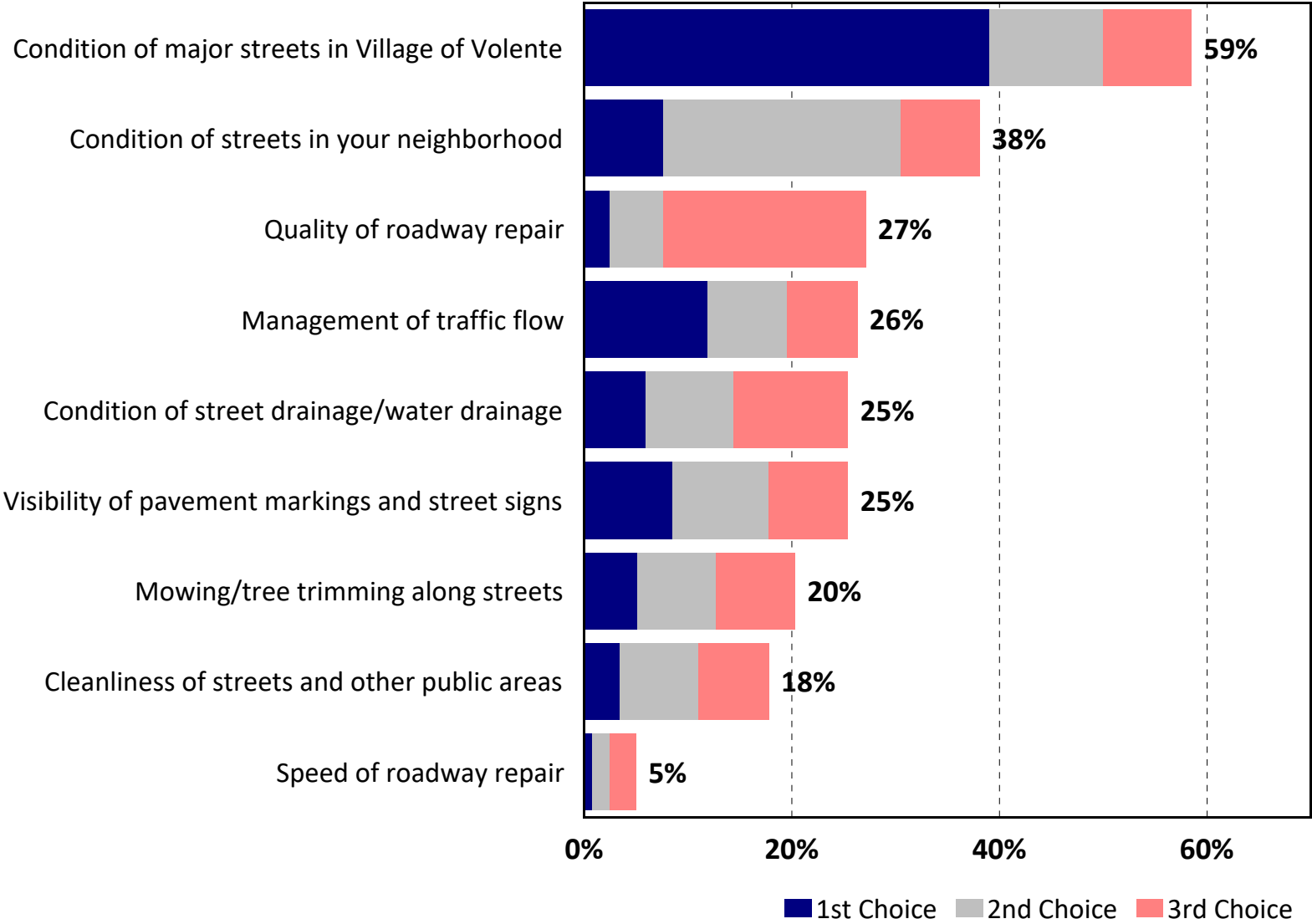
Q11. Level of Importance of Streets and Traffic

by percentage of respondents (excluding “don’t know”)



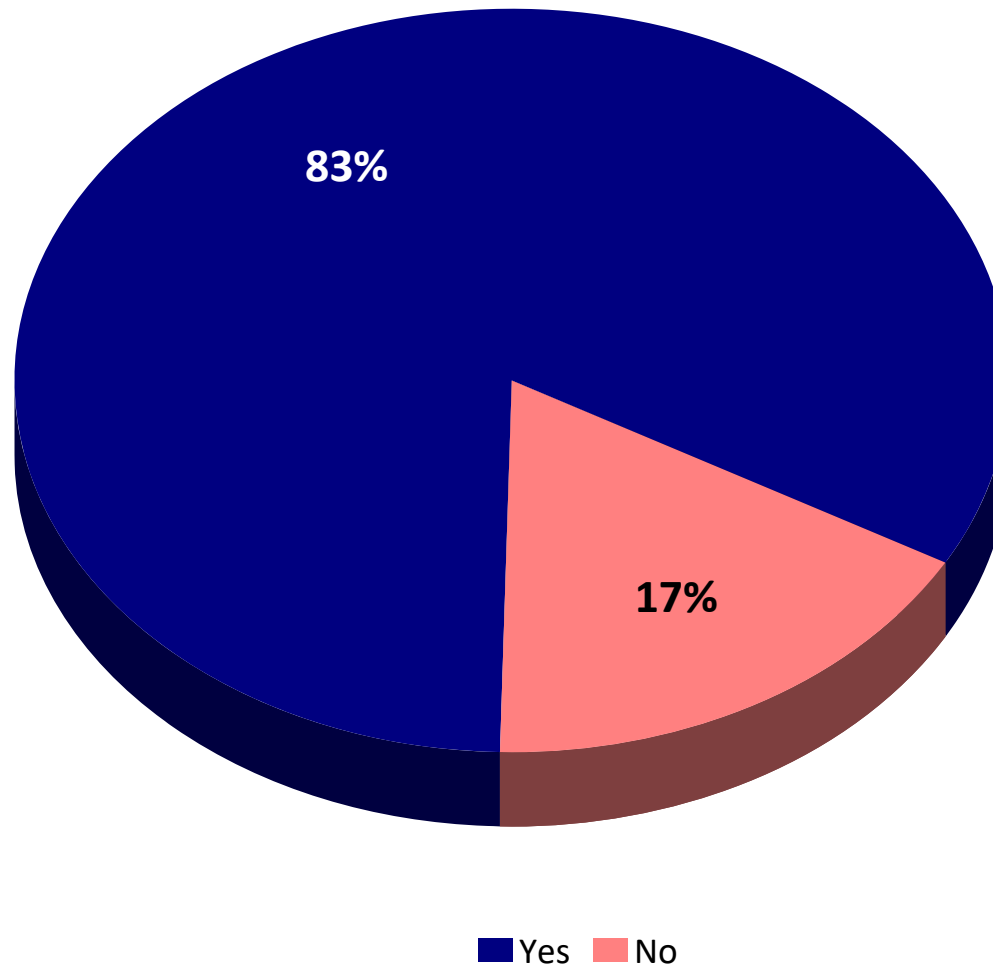
Q11a. Aspects of Streets and Traffic That Should Receive the Most Emphasis Over the Next Five Years

by percentage of respondents who selected the item as one of their top three choices



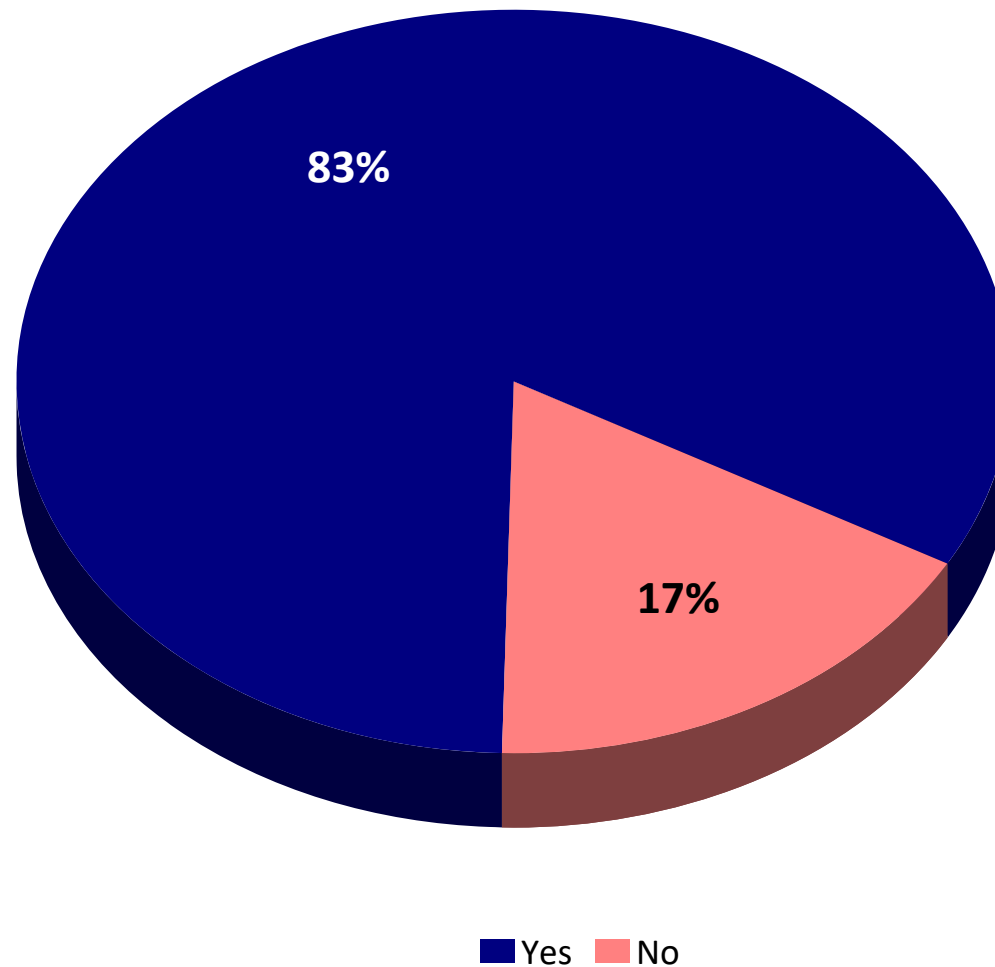
Q11b. Would you support the Village spending additional taxpayer money to support the priorities you have identified in Question 11a?

by percentage of respondents (excluding “not provided”)



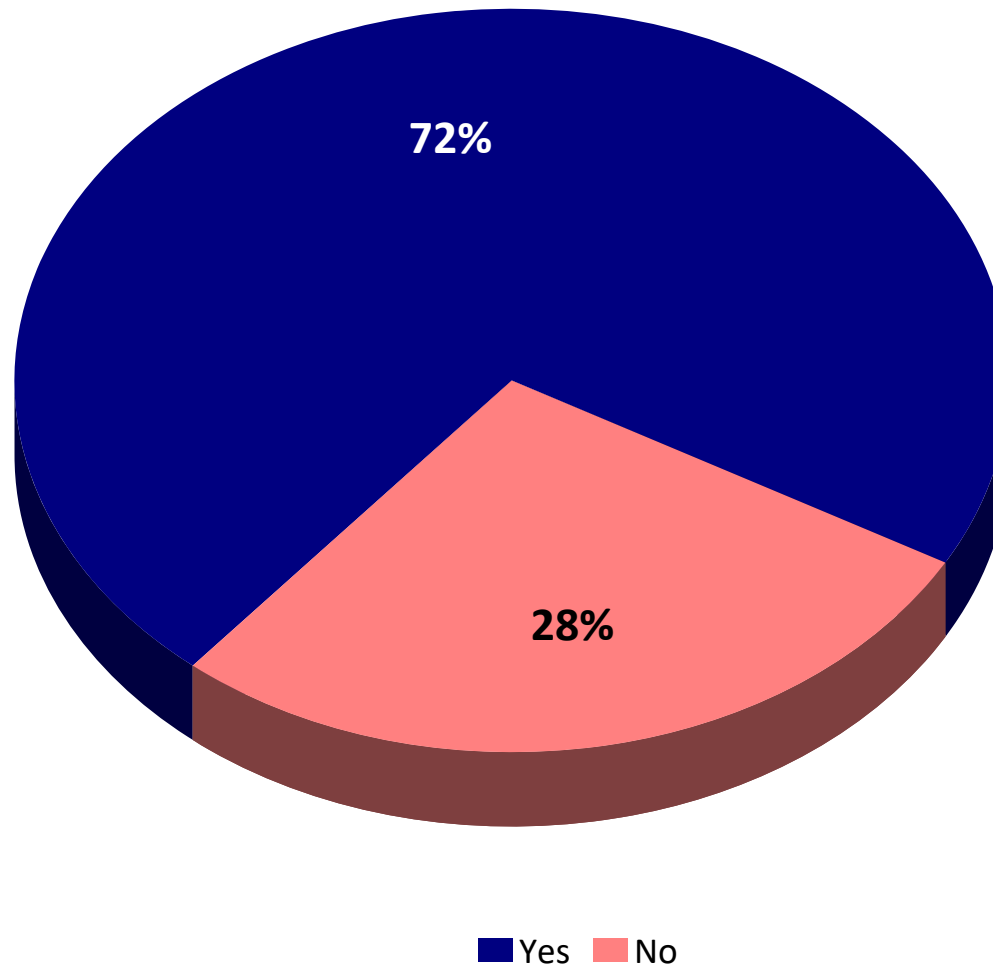
Q12. Have you or anyone in your family visited Steichen Park in the last 12 months?

by percentage of respondents



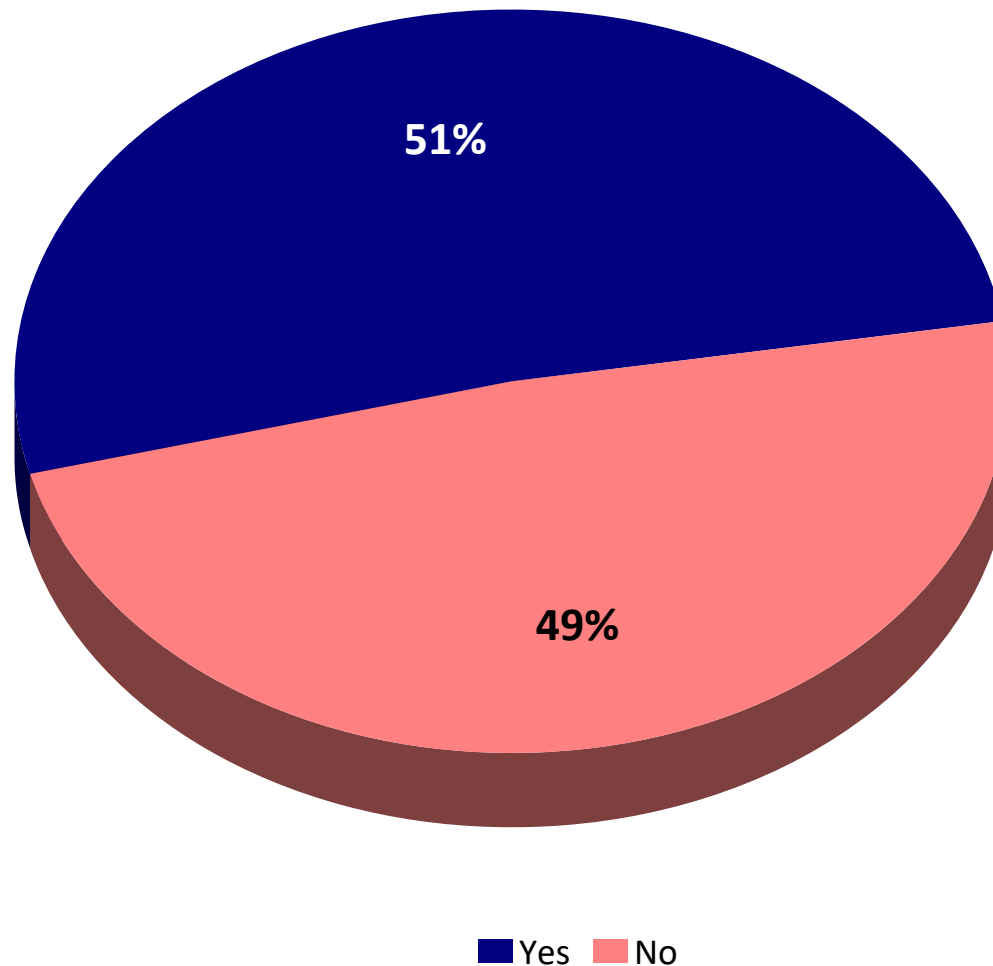
Q12a. Are you satisfied with the quality of Steichen Park?

by percentage of respondents who visited Steichen Park in the last 12 months



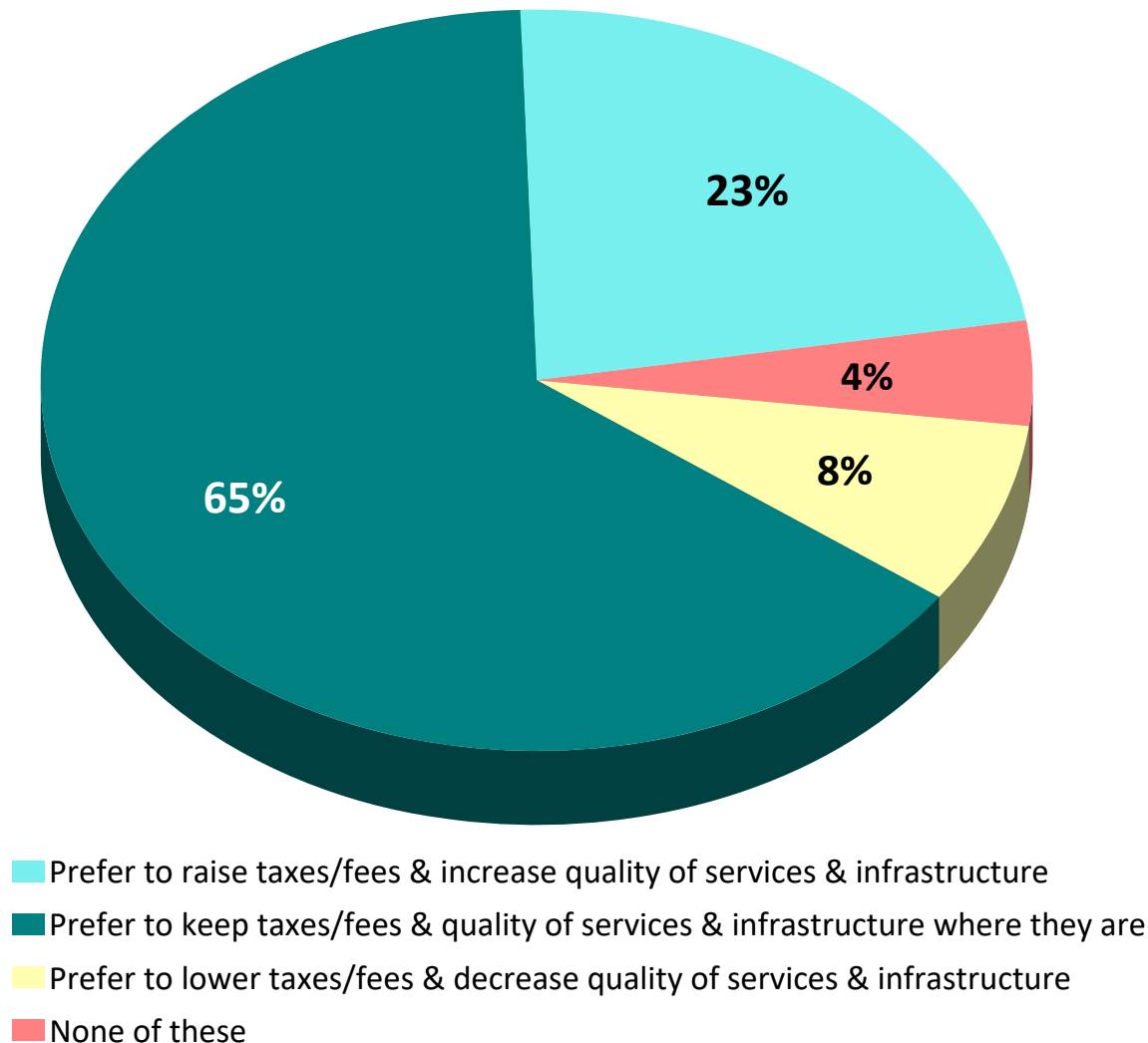
Q12b. Would you be willing to spend Village funds to fund and maintain more parks and/or trails?

by percentage of respondents (excluding “not provided”)



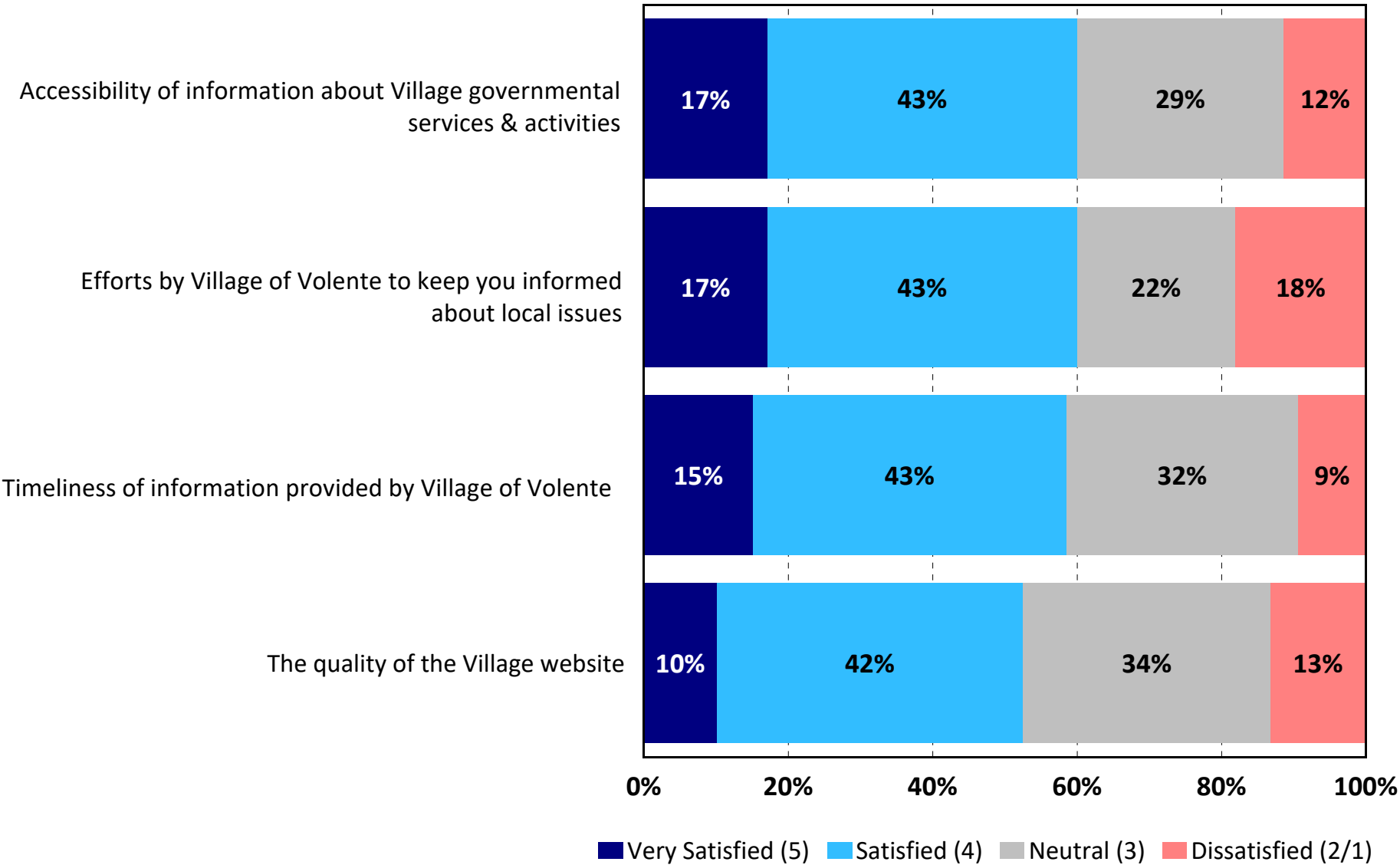
Q13. Which of the following statements comes closest to your view of the taxes/fees you pay for all of the services and infrastructure the Village provides and maintains?

by percentage of respondents (excluding “don’t know”)



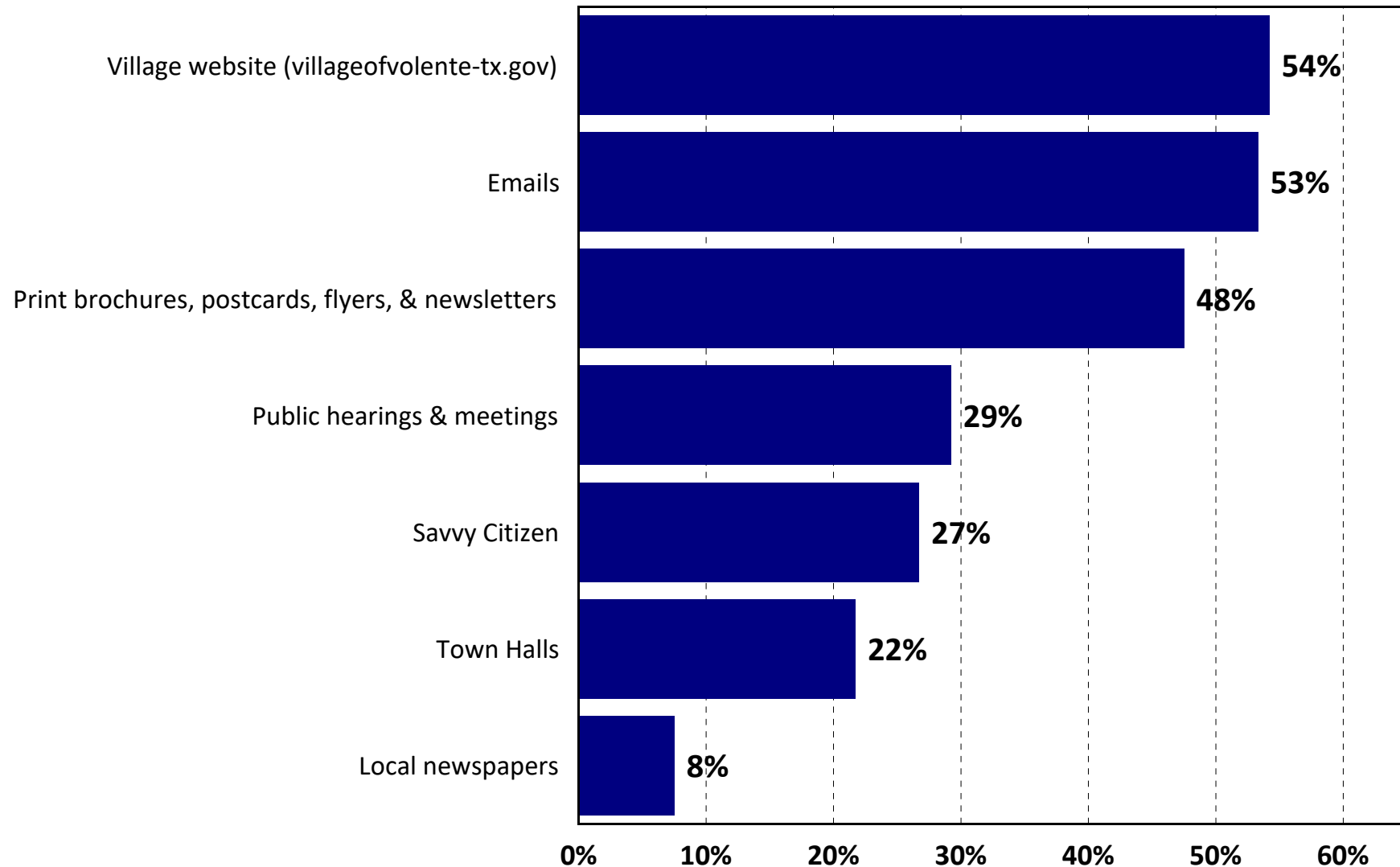
Q14. Satisfaction with Public Information Services

by percentage of respondents (excluding “don’t know”)



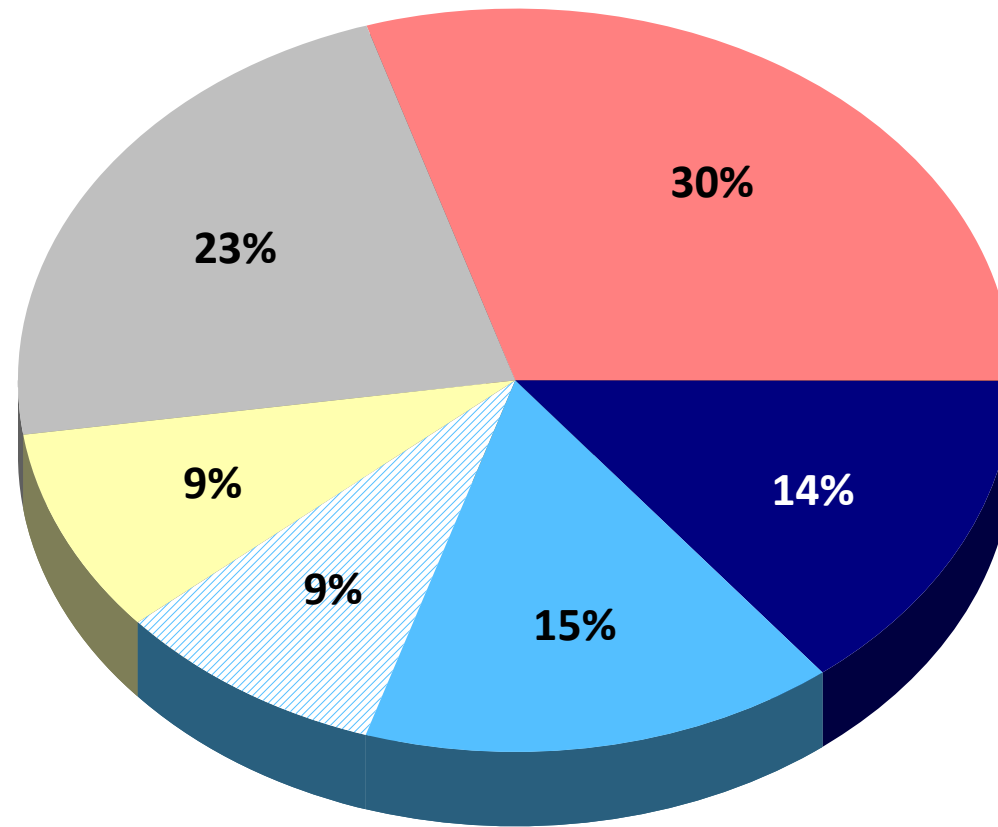
Q15. Sources From Which Respondents Currently Get Information About the Village of Volente

by percentage of respondents (multiple selections could be made)



Q20. Approximately how many years have you lived in the Village of Volente?

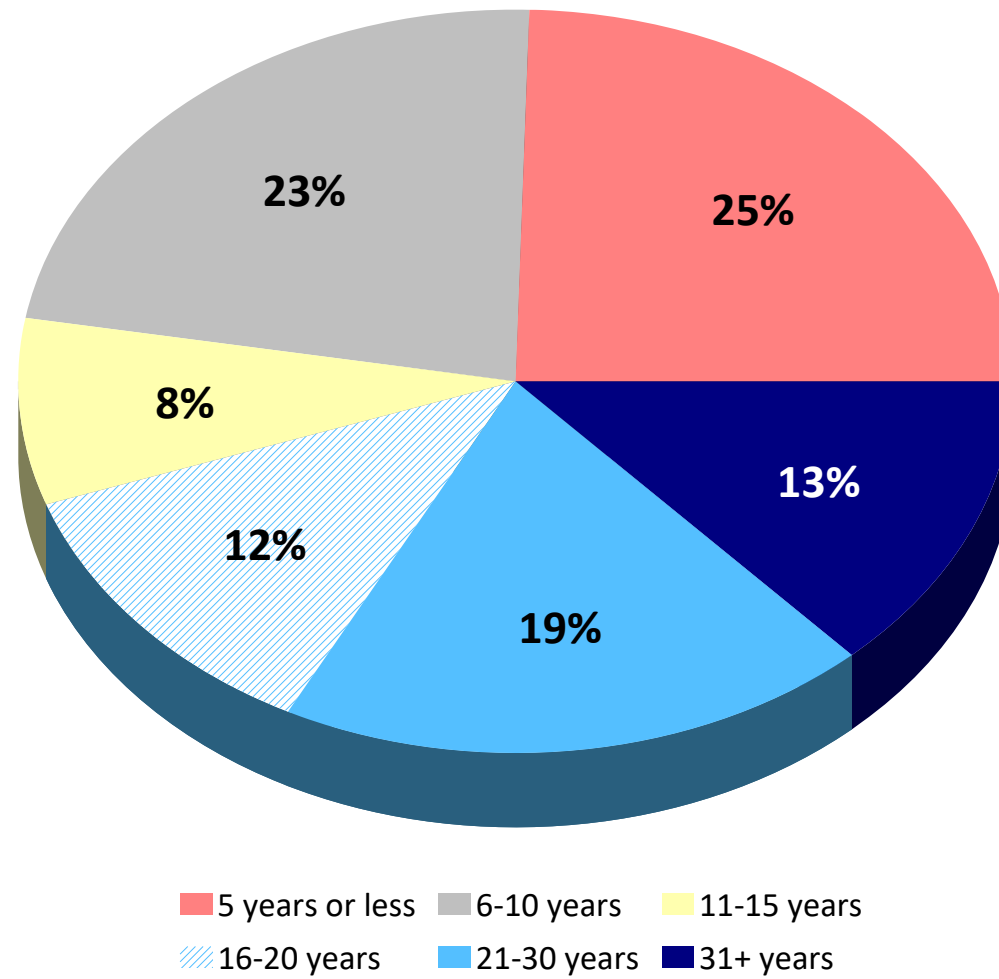
by percentage of respondents (excluding “not provided”)



5 years or less 6-10 years 11-15 years
16-20 years 21-30 years 31+ years

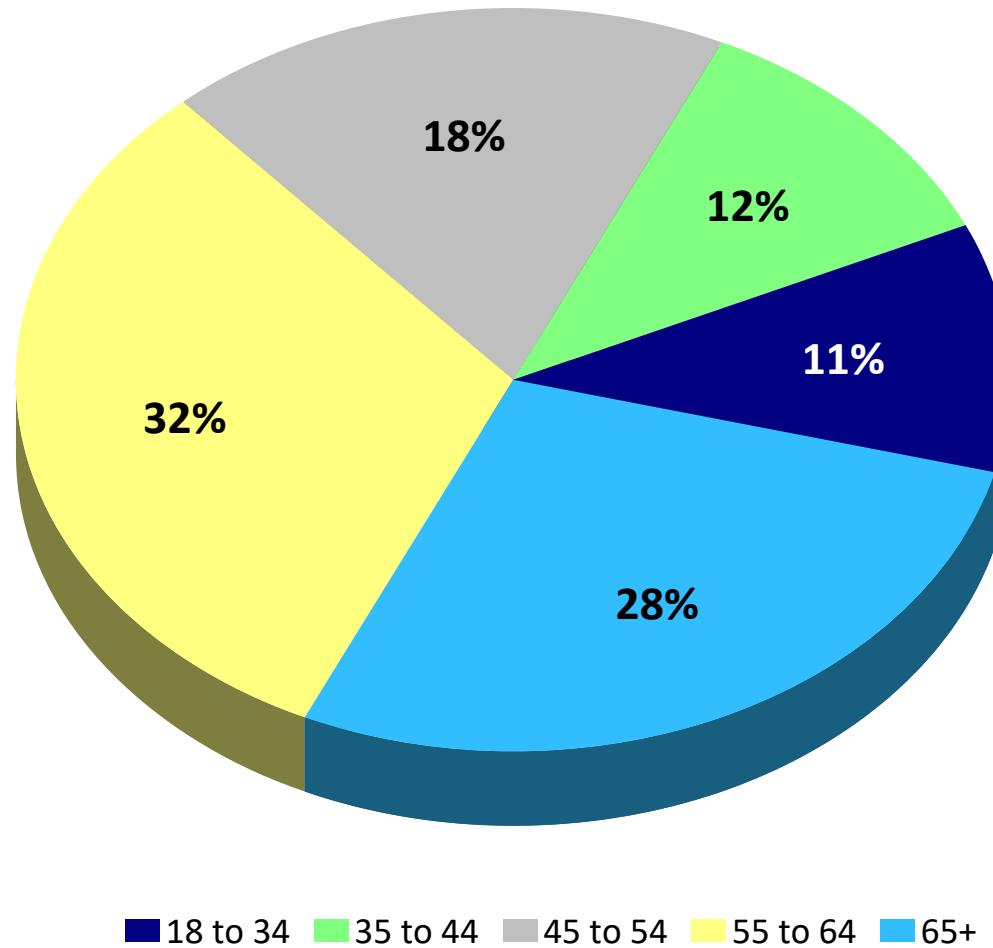
Q21. How long have you owned property in Volente?

by percentage of respondents (excluding “not provided”)



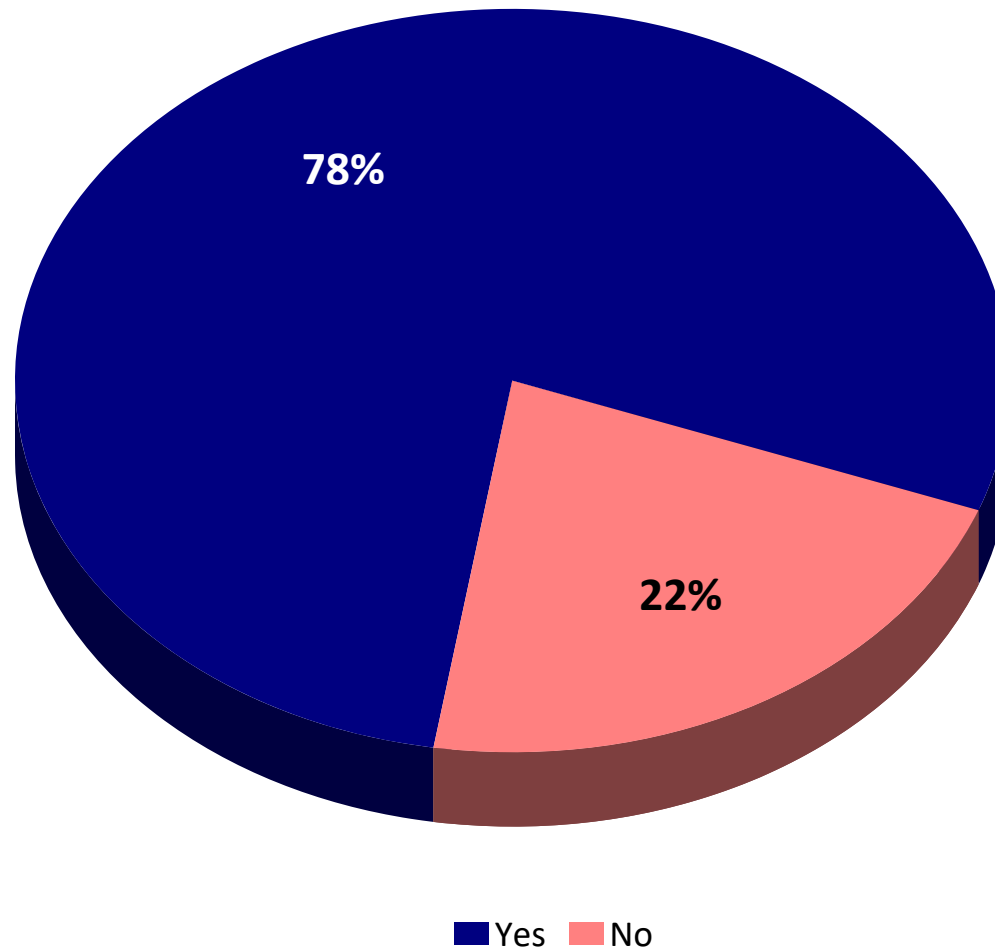
Q22. Age of Respondent

by percentage of respondents (excluding “not provided”)



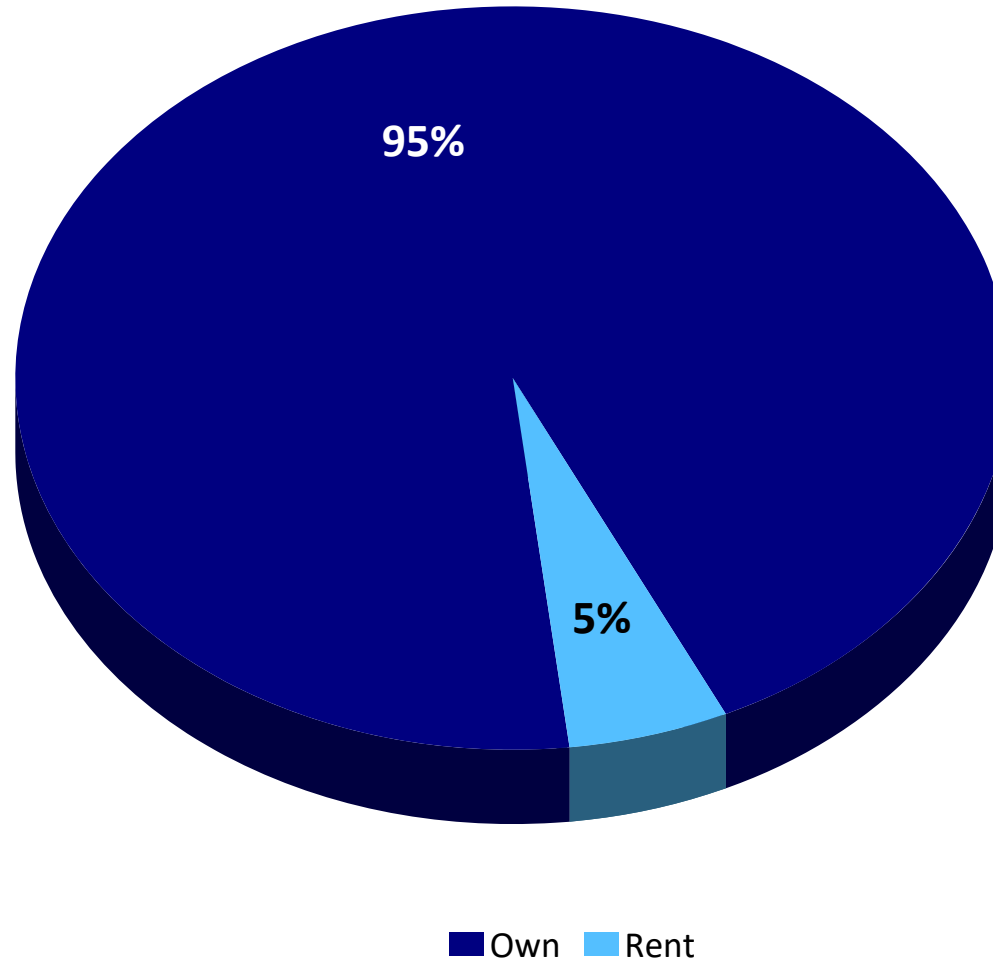
Q23. Are you registered to vote in Volente?

by percentage of respondents (excluding “not provided”)



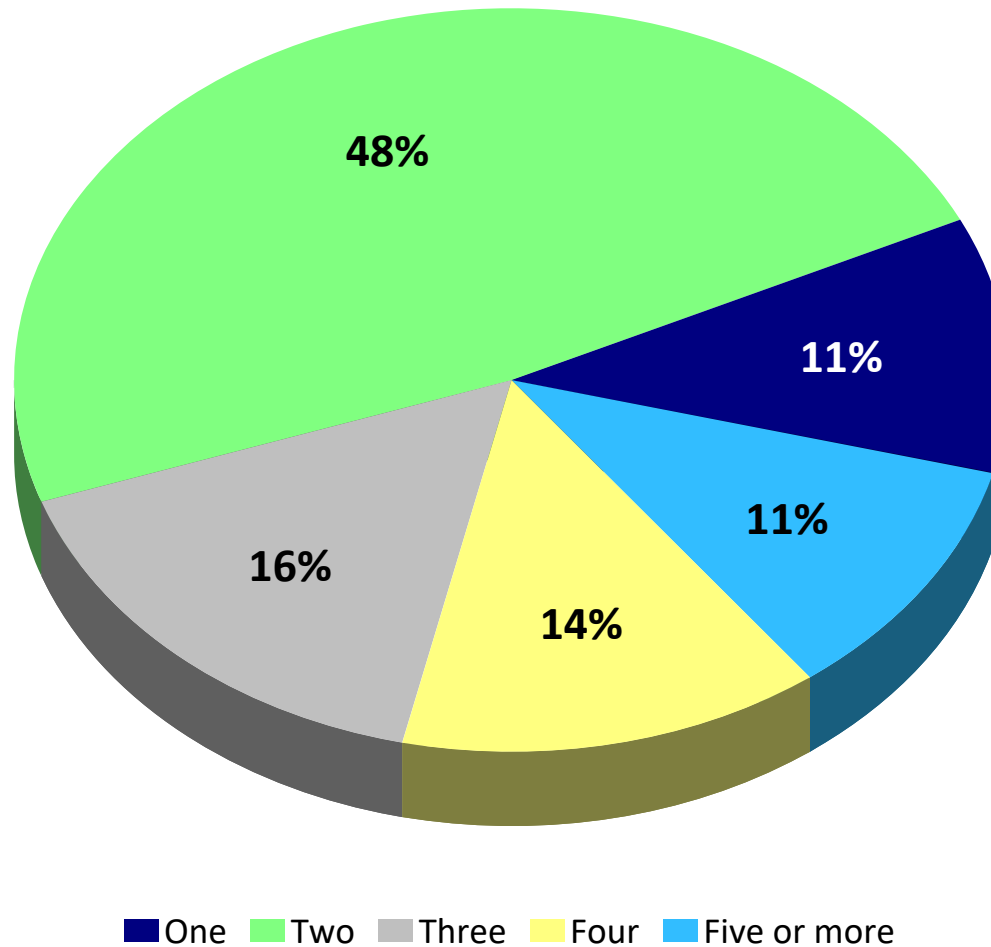
Q24. Do you own or rent your current residence?

by percentage of respondents (excluding “not provided”)



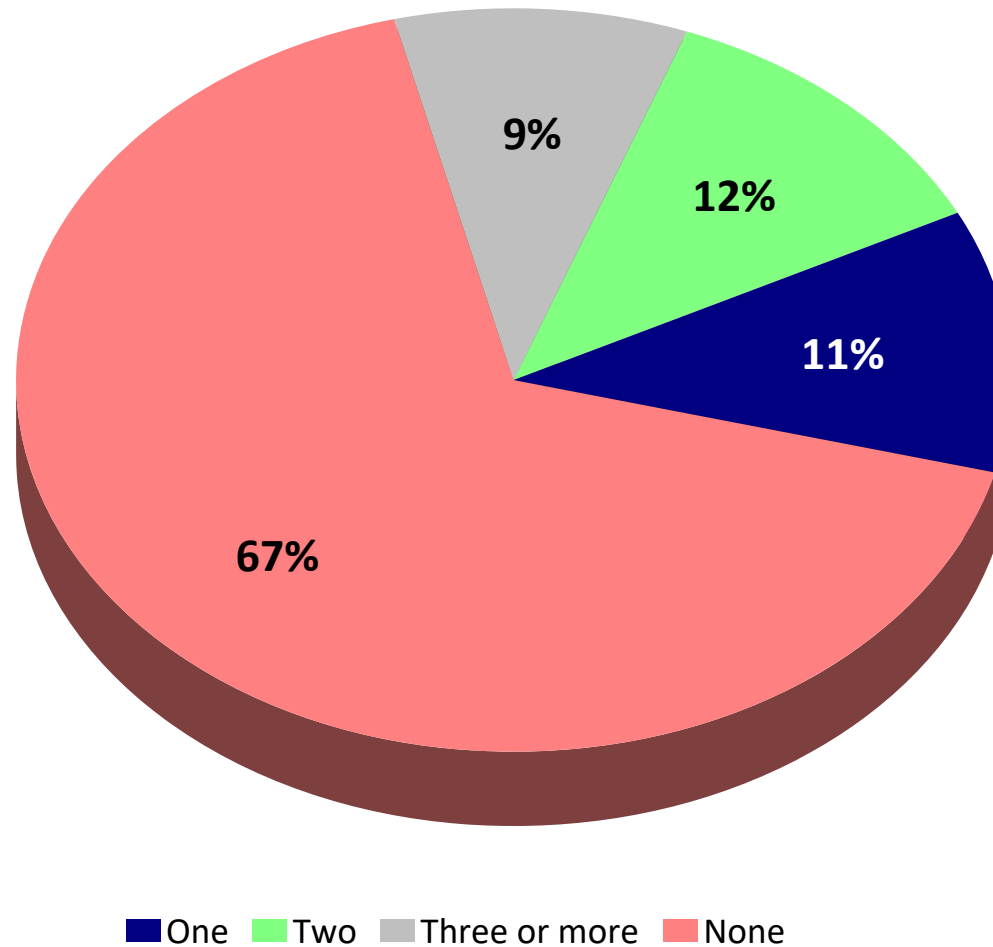
Q25. Number of People in Household

by percentage of respondents (excluding “not provided”)



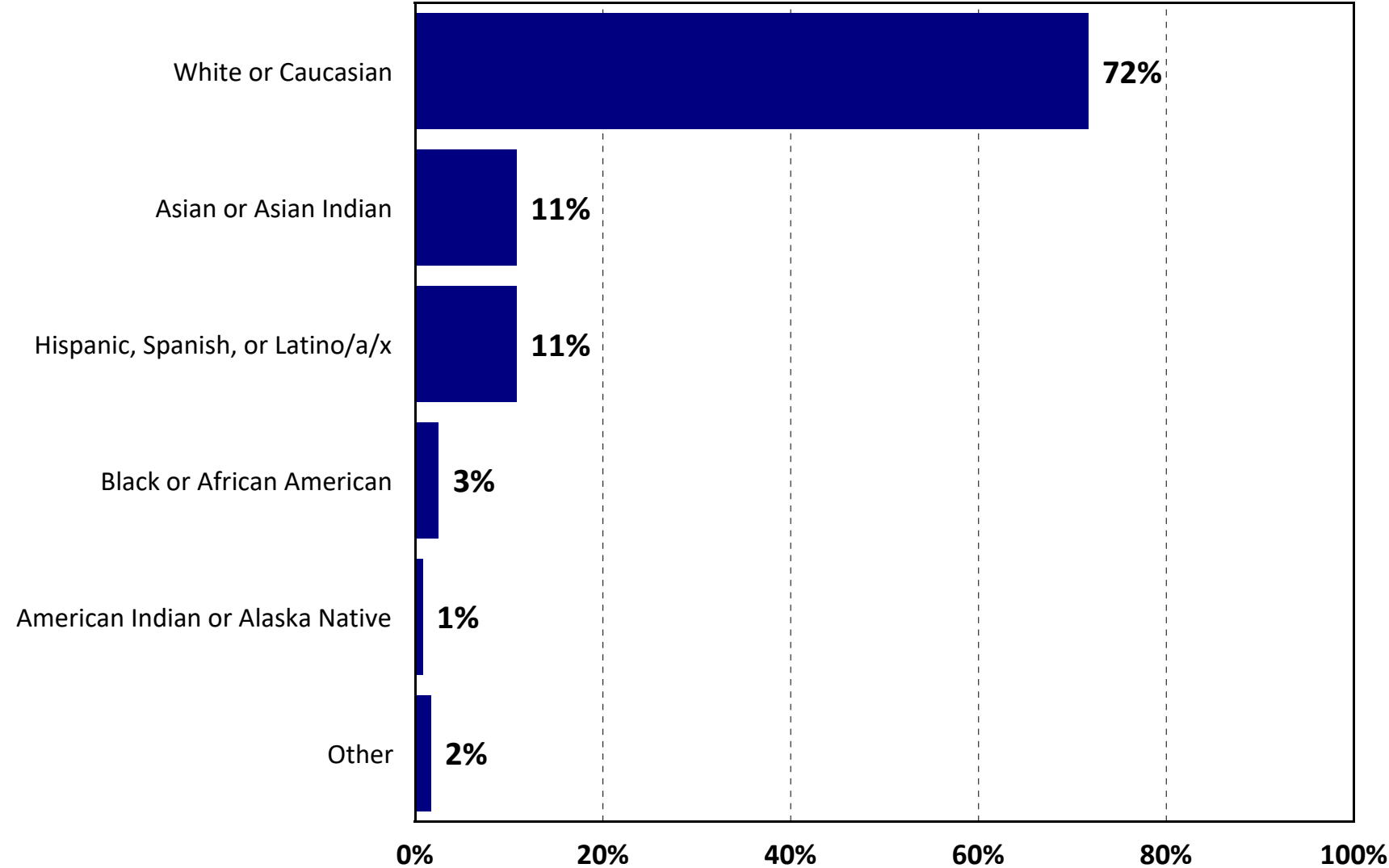
Q25a. Number of People Under Age 18 in Household

by percentage of respondents (excluding “not provided”)



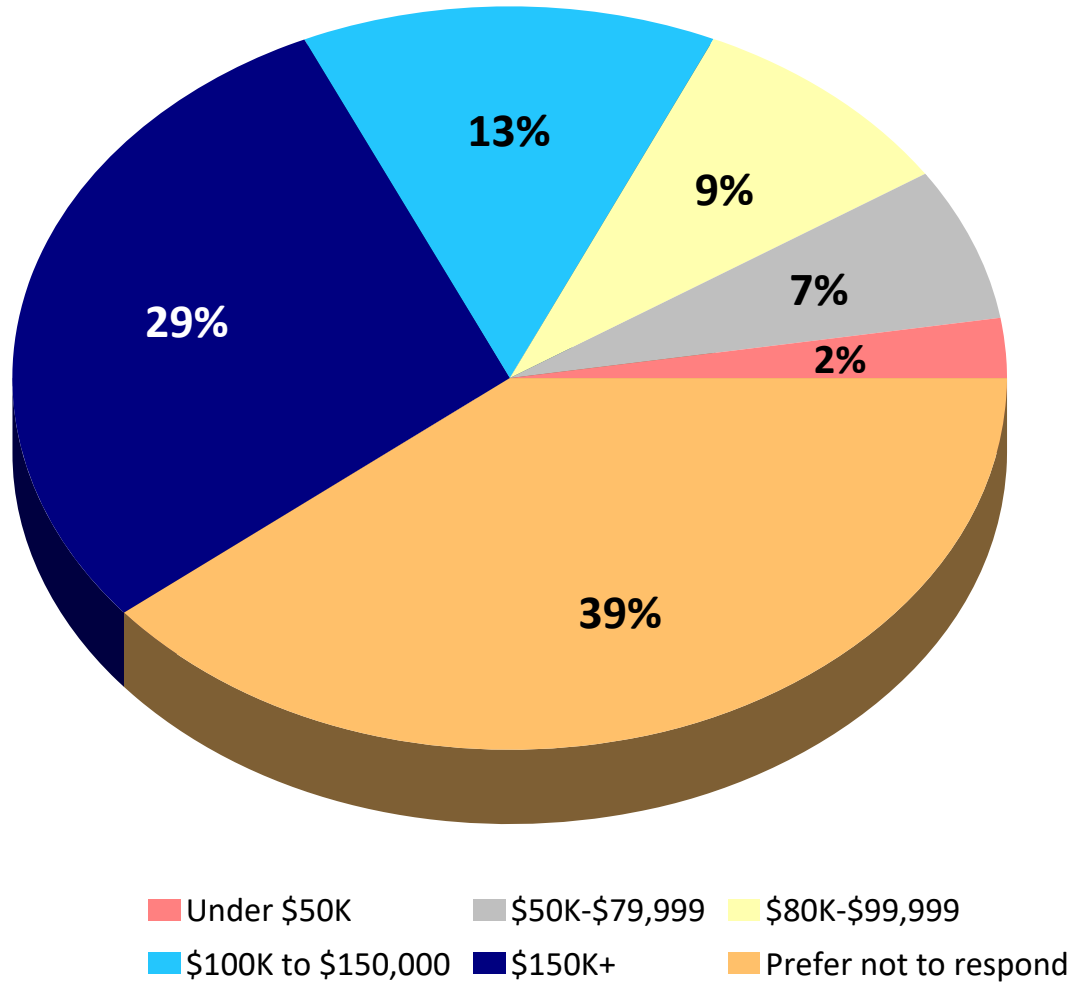
Q26. Race/Ethnicity

by percentage of respondents (multiple selections could be made)



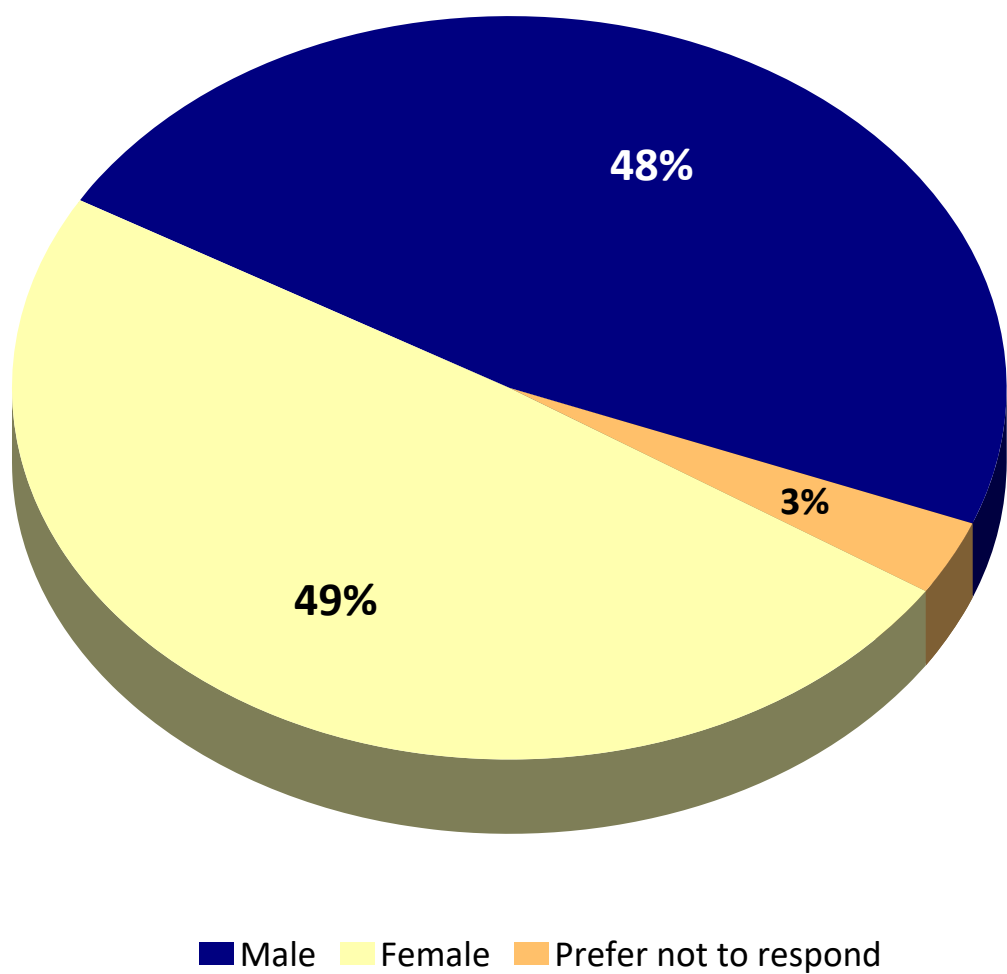
Q27. Annual Household Income

by percentage of respondents



Q28. Gender Identity

by percentage of respondents





Benchmarking Analysis

Benchmarking Analysis



Overview

ETC Institute's *DirectionFinder*® program was originally developed in 1999 to help community leaders use statistically valid community survey data as a tool for making better decisions. Since November 1999, the survey has been administered in more than 500 cities and counties in 49 states. Most participating communities conduct the survey on an annual or biennial basis.

This report contains benchmarking data from two sources: (1) a national survey that was administered by ETC Institute during the summer of 2023 to a random sample of over 10,000 residents in the continental United States and (2) a regional survey that was administered by ETC Institute during the summer of 2023 to a random sample of 798 residents living in the state of Texas.

The charts on the following pages show how the results for the Village of Volente compare to the national average and the Texas regional average. The blue bar shows the results for Volente. The red bar shows the Texas regional average from communities that administered the *DirectionFinder*® survey during the summer of 2023. The yellow bar shows the results of a national survey that was administered by ETC Institute to a random sample of more than 10,000 U.S. residents during the summer of 2023.

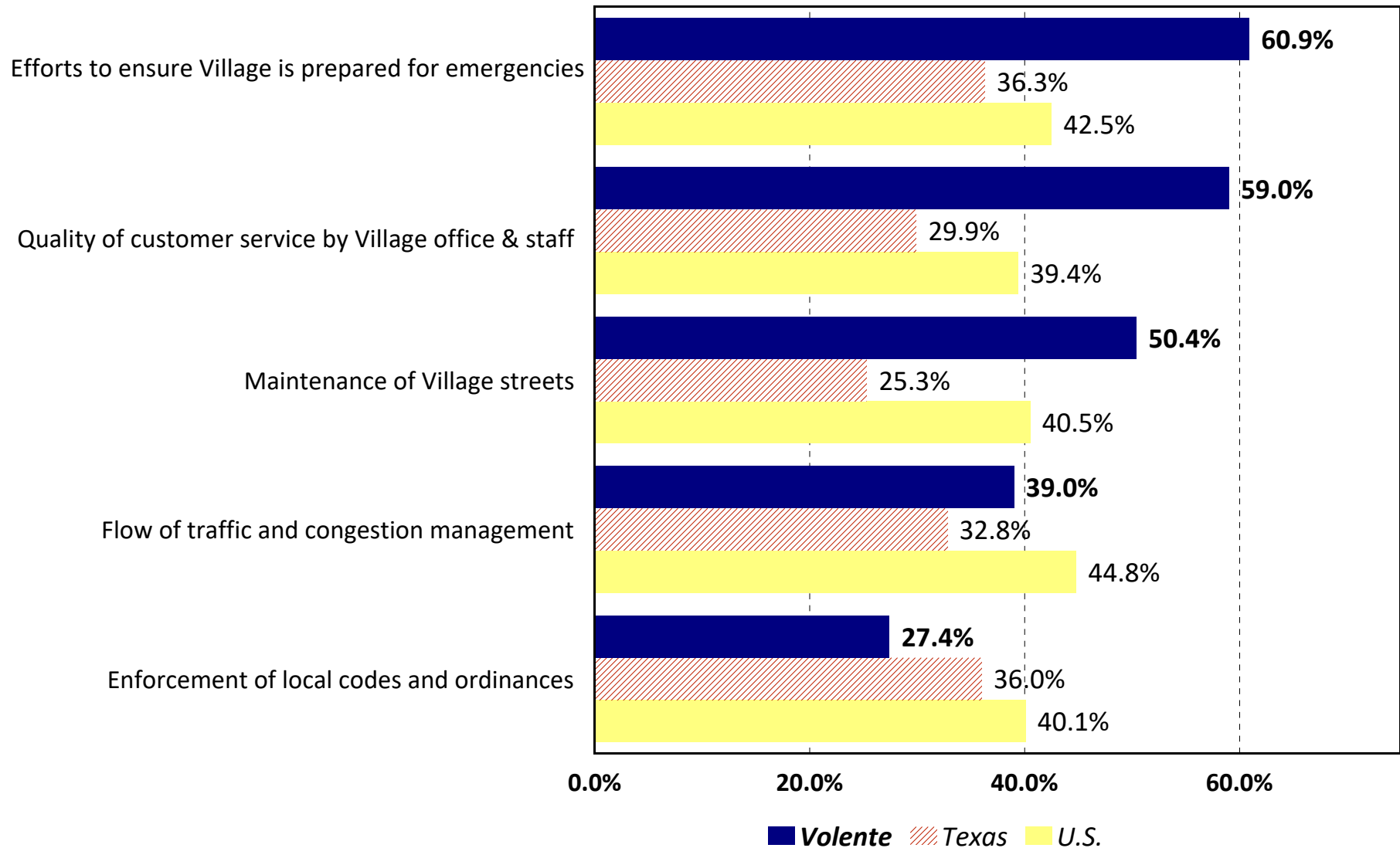
National Benchmarks

Note: The benchmarking data contained in this report is protected intellectual property. Any reproduction of the benchmarking information in this report by persons or organizations not directly affiliated with the Village of Volente, TX is not authorized without written consent from ETC Institute.

Satisfaction with Major Categories of Village Services

Volente vs. Texas vs. the U.S.

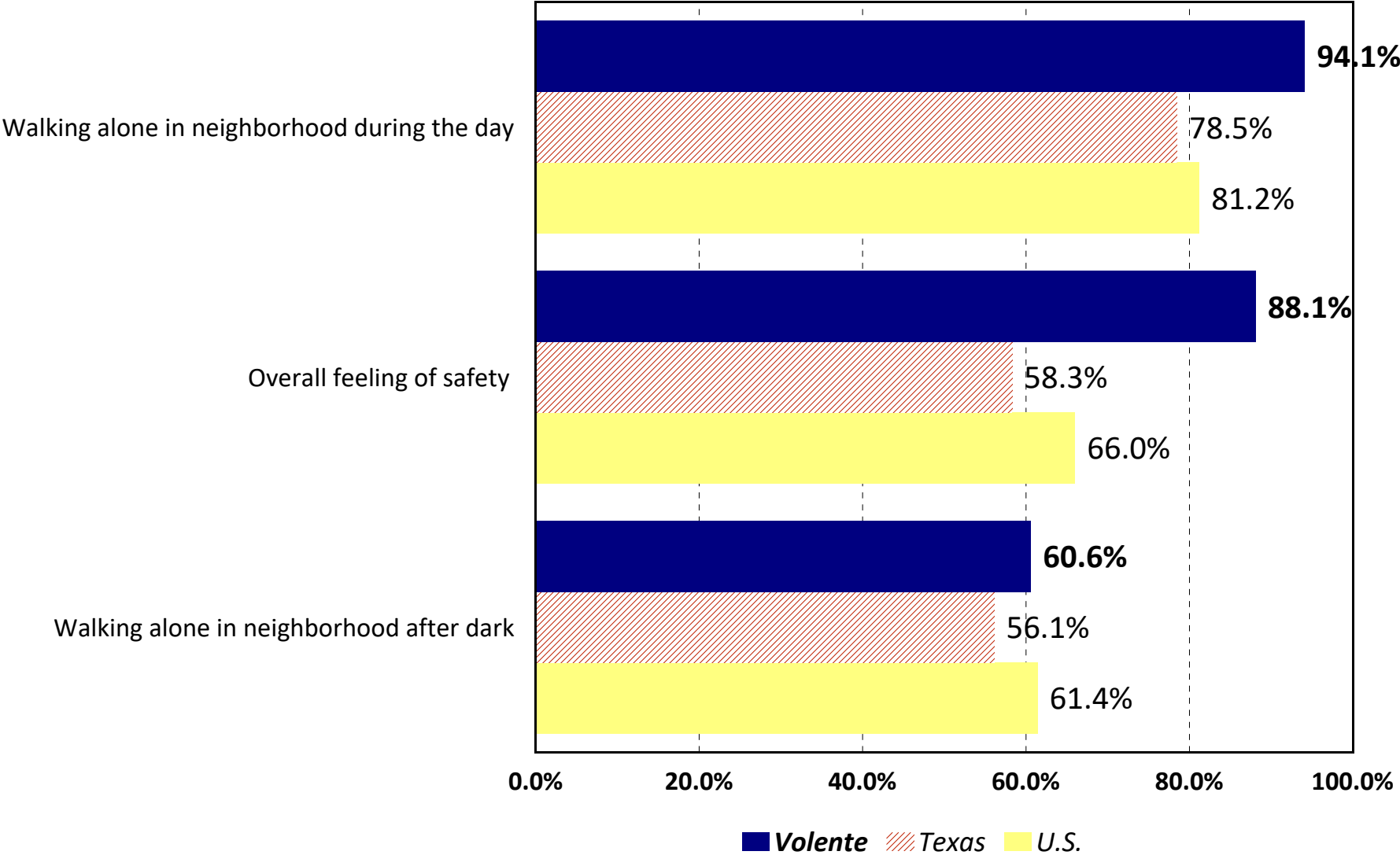
by percentage of respondents who rated the item 4 or 5 on a 5-point scale
where 5 was "very satisfied" and 1 was "very dissatisfied" (excluding don't knows)



Feeling of Safety in the Following Situations

Volente vs. Texas vs. the U.S.

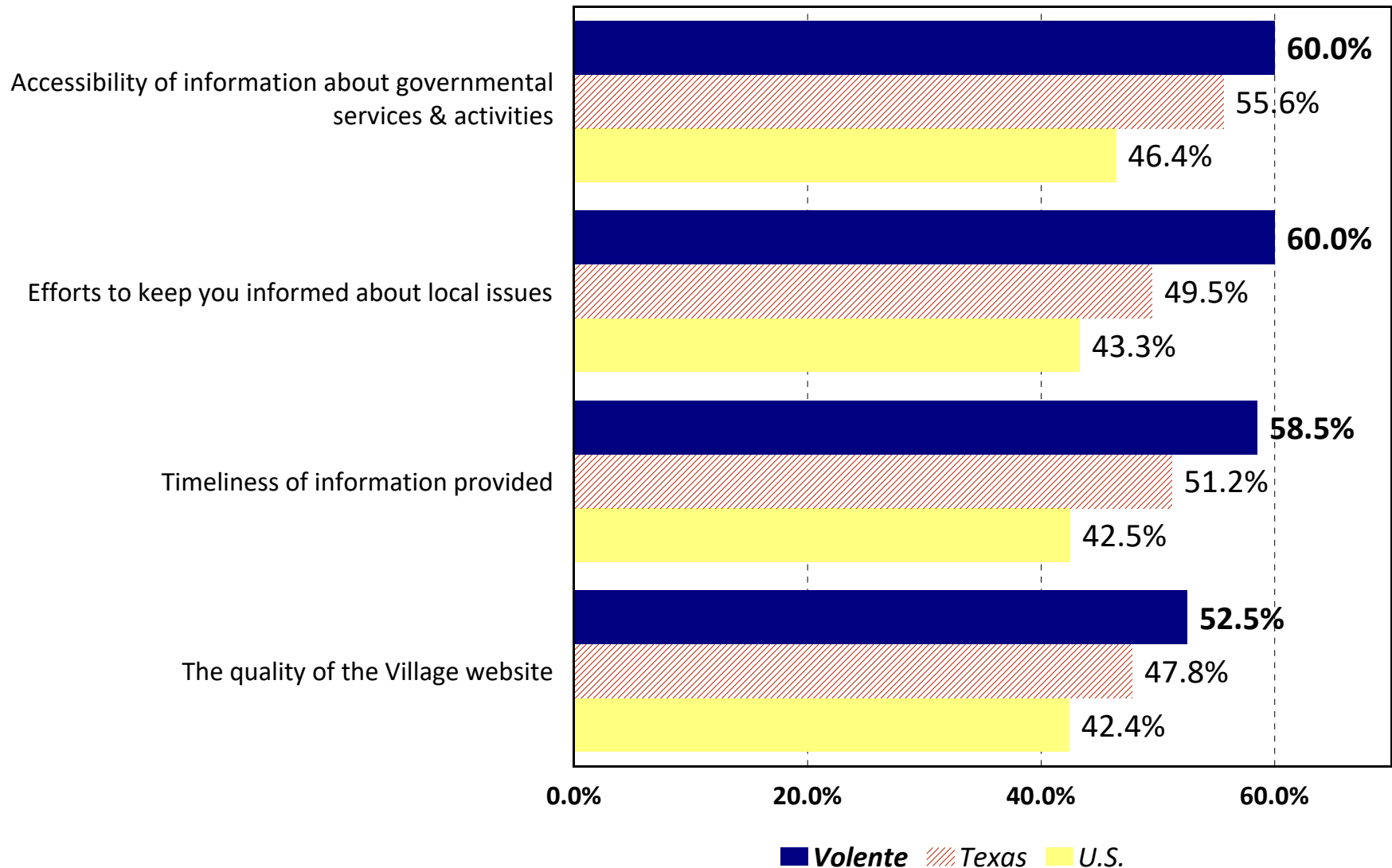
by percentage of respondents who rated the item 4 or 5 on a 5-point scale where 5 was "very safe" and 1 was "very unsafe" (excluding don't knows)



Satisfaction with Public Information Services

Volente vs. Texas vs. the U.S.

by percentage of respondents who rated the item 4 or 5 on a 5-point scale
where 5 was "very satisfied" and 1 was "very dissatisfied" (excluding don't knows)



3 Importance-Satisfaction Analysis

Importance-Satisfaction Analysis



Overview

Today, community leaders have limited resources which need to be targeted to activities that are of the most benefit to their citizens. Two of the most important criteria for decision making are (1) to target resources toward services of the highest importance to citizens; and (2) to target resources toward those services where citizens are the least satisfied.

The Importance-Satisfaction (I-S) rating is a unique tool that allows public officials to better understand both of these highly important decision-making criteria for each of the services they are providing. The Importance-Satisfaction (I-S) rating is based on the concept that public agencies will maximize overall customer satisfaction by emphasizing improvements in those areas where the level of satisfaction is relatively low, and the perceived importance of the service is relatively high.

The rating is calculated by summing the percentage of responses for items selected as the first, second, and third most important services for the Village to provide. The sum is then multiplied by 1 minus the percentage of respondents who indicated they were positively satisfied with the Village's performance in the related area (the sum of the ratings of 4 and 5 on a 5-point scale excluding "Don't Know" responses). "Don't Know" responses are excluded from the calculation to ensure the satisfaction ratings among service categories are comparable.

$$\text{I-S Rating} = \text{Importance} \times (1 - \text{Satisfaction})$$

Example of the Calculation

Respondents were asked to identify the major categories of Village services that were most important to their household. Nearly two-thirds (65.9%) of the respondent households selected "*maintenance of Village streets*" as one of the most important services for the Village to emphasize over the next five years.

With regard to satisfaction, 50.4% of respondents surveyed rated "*maintenance of Village streets*" as a "4" or "5" on a 5-point scale (where "5" means "Very Satisfied") excluding "Don't Know" responses. The I-S rating was calculated by multiplying the sum of the most important percentages by one minus the sum of the satisfaction percentages. In this example, 65.9% was multiplied by 49.6% (1-0.504). This calculation yielded an I-S rating of 0.3269, which ranked first out of six categories of major Village services analyzed.

Importance-Satisfaction Analysis



The maximum rating is 1.00 and would be achieved when 100% of the respondents select an item as one of their top three choices of importance and 0% indicate they are positively satisfied with the delivery of the service.

The lowest rating is 0.00 and could be achieved under either of the following two situations:

- If 100% of the respondents were positively satisfied with the delivery of the service
- If none (0%) of the respondents selected the service as one of the three most important areas.

Interpreting the Ratings

Ratings that are greater than or equal to 0.20 identify areas that should receive significantly more emphasis over the next two years. Ratings from 0.10 to 0.20 identify service areas that should receive increased emphasis. Ratings less than 0.10 should continue to receive the current level of emphasis.

- Definitely Increase Emphasis (I-S > 0.20)
- Increase Current Emphasis (I-S = 0.10 - 0.20)
- Maintain Current Emphasis (I-S < 0.10)

A table showing the results for the Village of Volente is provided on the following page.

Importance-Satisfaction Rating

Village of Volente, TX

Major Categories of Town Services

Category of Service	Most Important %	Most Important Rank	Satisfaction %	Satisfaction Rank	Importance-Satisfaction Rating	I-S Rating Rank
<u>Very High Priority (IS >.20)</u>						
Maintenance of Village streets	66%	1	50%	3	0.3269	1
Enforcement of local codes and ordinances	38%	4	27%	6	0.2723	2
Flow of traffic and congestion management	42%	3	39%	4	0.2544	3
Land Development and Permitting Process	32%	5	30%	5	0.2209	4
<u>High Priority (IS .10-.20)</u>						
Efforts to ensure Village is prepared for emergencies	42%	2	61%	1	0.1630	5
<u>Medium Priority (IS <.10)</u>						
Quality of customer service by Village office & staff	23%	6	59%	2	0.0955	6

Note: The I-S Rating is calculated by multiplying the "Most Important" % by (1-'Satisfaction' %)

Most Important %:

The "Most Important" percentage represents the sum of the first, second, and third most important responses for each item. Respondents were asked to identify the services they thought were most important to emphasize over the next five years.

Satisfaction %:

The "Satisfaction" percentage represents the sum of the ratings "4" and "5" excluding 'don't knows.' Respondents ranked their level of satisfaction with each of the items on a scale of 1 to 5 with "5" being very satisfied and "1" being very dissatisfied.



Tabular Data

Q1. Different people have different ideas about what a community should be. We'd like to know what you think. Please let us know how much you agree or disagree with each of the following statements.

(N=120)

	Strongly agree	Agree	Disagree	Strongly disagree	No opinion
Q1-1. A retirement friendly community	42.5%	36.7%	5.8%	9.2%	5.8%
Q1-2. A residential community-a place of residence for people who work at home or outside of Volente (e.g., in Austin, Georgetown)	55.8%	32.5%	3.3%	4.2%	4.2%
Q1-3. A tourist destination community-a place for tourists to visit	8.3%	23.3%	23.3%	42.5%	2.5%
Q1-4. A rural community-a place where people can "get away from it all"	43.3%	34.2%	12.5%	7.5%	2.5%
Q1-5. An urban community-a place with high concentrations of housing & commercial development	0.8%	5.0%	13.3%	78.3%	2.5%
Q1-6. A family-oriented community-a place where people can safely raise families	65.0%	26.7%	0.8%	5.0%	2.5%
Q1-7. An environmentally-friendly community-a place where the ecological health of community is preserved	49.2%	40.0%	3.3%	3.3%	4.2%
Q1-8. Other	8.3%	0.8%	0.0%	0.0%	90.8%

WITHOUT "NO OPINION"

Q1. Different people have different ideas about what a community should be. We'd like to know what you think. Please let us know how much you agree or disagree with each of the following statements. (without "no opinion")

(N=120)

	Strongly agree	Agree	Disagree	Strongly disagree
Q1-1. A retirement friendly community	45.1%	38.9%	6.2%	9.7%
Q1-2. A residential community-a place of residence for people who work at home or outside of Volente (e.g., in Austin, Georgetown)	58.3%	33.9%	3.5%	4.3%
Q1-3. A tourist destination community-a place for tourists to visit	8.5%	23.9%	23.9%	43.6%
Q1-4. A rural community-a place where people can "get away from it all"	44.4%	35.0%	12.8%	7.7%
Q1-5. An urban community-a place with high concentrations of housing & commercial development	0.9%	5.1%	13.7%	80.3%
Q1-6. A family-oriented community-a place where people can safely raise families	66.7%	27.4%	0.9%	5.1%
Q1-7. An environmentally-friendly community-a place where the ecological health of community is preserved	51.3%	41.7%	3.5%	3.5%
Q1-8. Other	90.9%	9.1%	0.0%	0.0%

Q1-8. Other

- Air B&B's need to be allowed
- An anti-fragile community that grows with the times but respects the past and honors and respects all points of view.
- control speeding
- Hiking and cycling destination
- limit growth
- Limit STR investors
- need small business to help community
- no short term rentals. Traffic on our streets & parking in our yards is a huge problem
- no tourist preferably
- safe
- Safe & secure community
- speeding on Volente roads- control & enforce

Q2. Different people have different ideas about goals for the community. We would like to know what you think.

(N=120)

	Strongly agree	Agree	Disagree	Strongly disagree	No opinion
Q2-1. Maintain the small town, Village-like atmosphere	61.7%	28.3%	3.3%	4.2%	2.5%
Q2-2. Protect the natural environment	65.0%	30.0%	2.5%	0.8%	1.7%
Q2-3. Create a center of the community as the focus of commercial activity (town center or downtown)	12.5%	30.0%	20.0%	28.3%	9.2%
Q2-4. Promote the volunteer spirit in Volente	34.2%	50.0%	3.3%	2.5%	10.0%
Q2-5. Manage future growth & development	50.0%	37.5%	2.5%	6.7%	3.3%
Q2-6. Promote the efficient & safe flow of traffic	51.7%	38.3%	1.7%	3.3%	5.0%
Q2-7. Create family recreational opportunities	18.3%	36.7%	19.2%	14.2%	11.7%
Q2-8. Encourage low density housing	46.7%	31.7%	5.8%	6.7%	9.2%
Q2-9. Encourage high density housing	1.7%	1.7%	17.5%	70.0%	9.2%
Q2-10. Ensure that public services & facilities will adequately serve the needs of community	39.2%	48.3%	4.2%	2.5%	5.8%

WITHOUT "NO OPINION"**Q2. Different people have different ideas about goals for the community. We would like to know what you think. (without "no opinion")**

(N=120)

	Strongly agree	Agree	Disagree	Strongly disagree
Q2-1. Maintain the small town, Village-like atmosphere	63.2%	29.1%	3.4%	4.3%
Q2-2. Protect the natural environment	66.1%	30.5%	2.5%	0.8%
Q2-3. Create a center of the community as the focus of commercial activity (town center or downtown)	13.8%	33.0%	22.0%	31.2%
Q2-4. Promote the volunteer spirit in Volente	38.0%	55.6%	3.7%	2.8%
Q2-5. Manage future growth & development	51.7%	38.8%	2.6%	6.9%
Q2-6. Promote the efficient & safe flow of traffic	54.4%	40.4%	1.8%	3.5%
Q2-7. Create family recreational opportunities	20.8%	41.5%	21.7%	16.0%
Q2-8. Encourage low density housing	51.4%	34.9%	6.4%	7.3%
Q2-9. Encourage high density housing	1.8%	1.8%	19.3%	77.1%
Q2-10. Ensure that public services & facilities will adequately serve the needs of community	41.6%	51.3%	4.4%	2.7%

Q3. Village Projects and Initiatives. Please rate how important each Village project and initiative should be to Village leaders over the next FIVE years.

(N=120)

	Very important	Important	Somewhat important	Low importance	Not important	Don't know
Q3-1. Maintain & improve roadway infrastructure	46.7%	39.2%	8.3%	2.5%	1.7%	1.7%
Q3-2. Maintain traffic flow & decrease congestion	37.5%	39.2%	14.2%	6.7%	1.7%	0.8%
Q3-3. Own versus rent Village offices	5.0%	14.2%	27.5%	17.5%	16.7%	19.2%
Q3-4. Create a Community Center	7.5%	13.3%	28.3%	22.5%	24.2%	4.2%
Q3-5. Prepare for & manage long-term growth of the community	36.7%	29.2%	15.8%	9.2%	5.8%	3.3%
Q3-6. Maintain & improve community appearance	26.7%	34.2%	20.8%	12.5%	4.2%	1.7%
Q3-7. Increase focus on economic development, commercial & retail growth	6.7%	8.3%	15.0%	19.2%	49.2%	1.7%
Q3-8. Foster improved community engagement & volunteerism	19.2%	35.8%	31.7%	5.8%	5.8%	1.7%

WITHOUT "DON'T KNOW"**Q3. Village Projects and Initiatives. Please rate how important each Village project and initiative should be to Village leaders over the next FIVE years. (without "don't know")**

(N=120)

	Very important	Important	Somewhat important	Low importance	Not important
Q3-1. Maintain & improve roadway infrastructure	47.5%	39.8%	8.5%	2.5%	1.7%
Q3-2. Maintain traffic flow & decrease congestion	37.8%	39.5%	14.3%	6.7%	1.7%
Q3-3. Own versus rent Village offices	6.2%	17.5%	34.0%	21.6%	20.6%
Q3-4. Create a Community Center	7.8%	13.9%	29.6%	23.5%	25.2%
Q3-5. Prepare for & manage long-term growth of the community	37.9%	30.2%	16.4%	9.5%	6.0%
Q3-6. Maintain & improve community appearance	27.1%	34.7%	21.2%	12.7%	4.2%
Q3-7. Increase focus on economic development, commercial & retail growth	6.8%	8.5%	15.3%	19.5%	50.0%
Q3-8. Foster improved community engagement & volunteerism	19.5%	36.4%	32.2%	5.9%	5.9%

Q3a. From the list in Question 3, which THREE are the most important to you?

<u>Q3a. Top choice</u>	<u>Number</u>	<u>Percent</u>
Maintain & improve roadway infrastructure	43	35.8 %
Maintain traffic flow & decrease congestion	18	15.0 %
Create a Community Center	4	3.3 %
Prepare for & manage long-term growth of the community	19	15.8 %
Maintain & improve community appearance	12	10.0 %
Increase focus on economic development, commercial & retail growth	5	4.2 %
Foster improved community engagement & volunteerism	8	6.7 %
<u>None chosen</u>	<u>11</u>	<u>9.2 %</u>
Total	120	100.0 %

Q3a. From the list in Question 3, which THREE are the most important to you?

<u>Q3a. 2nd choice</u>	<u>Number</u>	<u>Percent</u>
Maintain & improve roadway infrastructure	29	24.2 %
Maintain traffic flow & decrease congestion	27	22.5 %
Own versus rent Village offices	3	2.5 %
Create a Community Center	4	3.3 %
Prepare for & manage long-term growth of the community	18	15.0 %
Maintain & improve community appearance	18	15.0 %
Increase focus on economic development, commercial & retail growth	3	2.5 %
Foster improved community engagement & volunteerism	6	5.0 %
<u>None chosen</u>	<u>12</u>	<u>10.0 %</u>
Total	120	100.0 %

Q3a. From the list in Question 3, which THREE are the most important to you?

Q3a. 3rd choice	Number	Percent
Maintain & improve roadway infrastructure	14	11.7 %
Maintain traffic flow & decrease congestion	15	12.5 %
Own versus rent Village offices	6	5.0 %
Create a Community Center	7	5.8 %
Prepare for & manage long-term growth of the community	19	15.8 %
Maintain & improve community appearance	13	10.8 %
Increase focus on economic development, commercial & retail growth	3	2.5 %
Foster improved community engagement & volunteerism	19	15.8 %
None chosen	24	20.0 %
Total	120	100.0 %

SUM OF TOP 3 CHOICES**Q3a. From the list in Question 3, which THREE are the most important to you? (top 3)**

Q3a. Sum of top 3 choices	Number	Percent
Maintain & improve roadway infrastructure	86	71.7 %
Maintain traffic flow & decrease congestion	60	50.0 %
Own versus rent Village offices	9	7.5 %
Create a Community Center	15	12.5 %
Prepare for & manage long-term growth of the community	56	46.7 %
Maintain & improve community appearance	43	35.8 %
Increase focus on economic development, commercial & retail growth	11	9.2 %
Foster improved community engagement & volunteerism	33	27.5 %
None chosen	11	9.2 %
Total	324	

Q3b. From the list in Question 3, would you be willing to spend tax dollars and fund the three projects most important to you?

Q3b. Would you be willing to spend tax dollars & fund
the projects most important to you

	Number	Percent
Yes	94	86.2 %
No	11	10.1 %
Not provided	4	3.7 %
Total	109	100.0 %

WITHOUT "NOT PROVIDED"

Q3b. From the list in Question 3, would you be willing to spend tax dollars and fund the three projects most important to you? (without "not provided")

Q3b. Would you be willing to spend tax dollars & fund
the projects most important to you

	Number	Percent
Yes	94	89.5 %
No	11	10.5 %
Total	105	100.0 %

Q4. Please rate each major category of services provided by the Village of Volente.

(N=120)

	Very satisfied	Satisfied	Neutral	Dissatisfied	Very dissatisfied	Don't know
Q4-1. Efforts by Volente to ensure the Village is prepared for emergencies	13.3%	40.0%	28.3%	4.2%	1.7%	12.5%
Q4-2. Enforcement of local codes & ordinances	5.0%	20.8%	39.2%	16.7%	12.5%	5.8%
Q4-3. Maintenance of Village streets	8.3%	41.7%	30.0%	13.3%	5.8%	0.8%
Q4-4. Flow of traffic & congestion management	6.7%	30.0%	36.7%	15.0%	5.8%	5.8%
Q4-5. Quality of customer service provided by Village of Volente office & staff	12.5%	36.7%	25.8%	8.3%	0.0%	16.7%
Q4-6. Land Development & Permitting Process	5.0%	19.2%	31.7%	15.8%	8.3%	20.0%

WITHOUT "DON'T KNOW"**Q4. Please rate each major category of services provided by the Village of Volente. (without "don't know")**

(N=120)

	Very satisfied	Satisfied	Neutral	Dissatisfied	Very dissatisfied
Q4-1. Efforts by Volente to ensure the Village is prepared for emergencies	15.2%	45.7%	32.4%	4.8%	1.9%
Q4-2. Enforcement of local codes & ordinances	5.3%	22.1%	41.6%	17.7%	13.3%
Q4-3. Maintenance of Village streets	8.4%	42.0%	30.3%	13.4%	5.9%
Q4-4. Flow of traffic & congestion management	7.1%	31.9%	38.9%	15.9%	6.2%
Q4-5. Quality of customer service provided by Village of Volente office & staff	15.0%	44.0%	31.0%	10.0%	0.0%
Q4-6. Land Development & Permitting Process	6.3%	24.0%	39.6%	19.8%	10.4%

Q4a. From the list of items in Question 4, which THREE of the major categories of Village services do you think should receive the MOST EMPHASIS from Village leaders over the next FIVE years?

Q4a. Top choice	Number	Percent
Efforts by Volente to ensure the Village is prepared for emergencies	24	20.0 %
Enforcement of local codes & ordinances	24	20.0 %
Maintenance of Village streets	26	21.7 %
Flow of traffic & congestion management	11	9.2 %
Quality of customer service provided by Village of Volente office & staff	3	2.5 %
Land Development & Permitting Process	13	10.8 %
None chosen	19	15.8 %
Total	120	100.0 %

Q4a. From the list of items in Question 4, which THREE of the major categories of Village services do you think should receive the MOST EMPHASIS from Village leaders over the next FIVE years?

Q4a. 2nd choice	Number	Percent
Efforts by Volente to ensure the Village is prepared for emergencies	15	12.5 %
Enforcement of local codes & ordinances	13	10.8 %
Maintenance of Village streets	35	29.2 %
Flow of traffic & congestion management	14	11.7 %
Quality of customer service provided by Village of Volente office & staff	9	7.5 %
Land Development & Permitting Process	11	9.2 %
None chosen	23	19.2 %
Total	120	100.0 %

Q4a. From the list of items in Question 4, which THREE of the major categories of Village services do you think should receive the MOST EMPHASIS from Village leaders over the next FIVE years?

Q4a. 3rd choice	Number	Percent
Efforts by Volente to ensure the Village is prepared for emergencies	11	9.2 %
Enforcement of local codes & ordinances	8	6.7 %
Maintenance of Village streets	18	15.0 %
Flow of traffic & congestion management	25	20.8 %
Quality of customer service provided by Village of Volente office & staff	16	13.3 %
Land Development & Permitting Process	14	11.7 %
None chosen	28	23.3 %
Total	120	100.0 %

SUM OF TOP 3 CHOICES

Q4a. From the list of items in Question 4, which THREE of the major categories of Village services do you think should receive the MOST EMPHASIS from Village leaders over the next FIVE years? (top 3)

Q4a. Sum of top 3 choices	Number	Percent
Efforts by Volente to ensure the Village is prepared for emergencies	50	41.7 %
Enforcement of local codes & ordinances	45	37.5 %
Maintenance of Village streets	79	65.8 %
Flow of traffic & congestion management	50	41.7 %
Quality of customer service provided by Village of Volente office & staff	28	23.3 %
Land Development & Permitting Process	38	31.7 %
None chosen	19	15.8 %
Total	309	

Q4b. Would you support the Village spending additional taxpayer money to support the priorities you have identified in Question 4a above?

Q4b. Would you support the Village spending additional taxpayer money to support priorities you have identified in Question 4a

	Number	Percent
Yes	76	75.2 %
No	19	18.8 %
Not provided	6	5.9 %
Total	101	100.0 %

WITHOUT "NOT PROVIDED"

Q4b. Would you support the Village spending additional taxpayer money to support the priorities you have identified in Question 4a above? (without "not provided")

Q4b. Would you support the Village spending additional taxpayer money to support priorities you have identified in Question 4a

	Number	Percent
Yes	76	80.0 %
No	19	20.0 %
Total	95	100.0 %

Q5. Growth Management. Please rate the importance of the following for the Village Council.

(N=120)

	Very important	Important	Somewhat important	Low importance	Not important	Don't know
Q5-1. Regulating height of buildings in Village	38.3%	15.8%	20.0%	17.5%	5.8%	2.5%
Q5-2. Regulating type of development close to Lake Travis & hillsides	50.0%	25.0%	12.5%	4.2%	5.8%	2.5%
Q5-3. Regulating where commercial areas are developed in the community	63.3%	15.0%	10.0%	5.0%	5.8%	0.8%
Q5-4. Regulating commercial signs in the community	46.7%	22.5%	17.5%	4.2%	8.3%	0.8%
Q5-5. Regulating amount of space or buffering between commercial & residential areas	47.5%	25.8%	11.7%	8.3%	5.0%	1.7%
Q5-6. Regulating where multi-family housing is located in the community	65.0%	16.7%	5.0%	7.5%	3.3%	2.5%
Q5-7. Regulating size of commercial buildings	55.8%	18.3%	12.5%	5.0%	5.8%	2.5%
Q5-8. Regulating number of single-family residential buildings on one acre	39.2%	16.7%	19.2%	13.3%	10.0%	1.7%
Q5-9. Regulating number of multi-family residential buildings on one acre	64.2%	11.7%	7.5%	7.5%	7.5%	1.7%
Q5-10. Other	10.8%	0.0%	0.0%	0.0%	0.0%	89.2%

WITHOUT "DON'T KNOW"**Q5. Growth Management. Please rate the importance of the following for the Village Council. (without "don't know")**

(N=120)

	Very important	Important	Somewhat important	Low importance	Not important
Q5-1. Regulating height of buildings in Village	39.3%	16.2%	20.5%	17.9%	6.0%
Q5-2. Regulating type of development close to Lake Travis & hillsides	51.3%	25.6%	12.8%	4.3%	6.0%
Q5-3. Regulating where commercial areas are developed in the community	63.9%	15.1%	10.1%	5.0%	5.9%
Q5-4. Regulating commercial signs in the community	47.1%	22.7%	17.6%	4.2%	8.4%
Q5-5. Regulating amount of space or buffering between commercial & residential areas	48.3%	26.3%	11.9%	8.5%	5.1%
Q5-6. Regulating where multi-family housing is located in the community	66.7%	17.1%	5.1%	7.7%	3.4%
Q5-7. Regulating size of commercial buildings	57.3%	18.8%	12.8%	5.1%	6.0%
Q5-8. Regulating number of single-family residential buildings on one acre	39.8%	16.9%	19.5%	13.6%	10.2%
Q5-9. Regulating number of multi-family residential buildings on one acre	65.3%	11.9%	7.6%	7.6%	7.6%
Q5-10. Other	100.0%	0.0%	0.0%	0.0%	0.0%

Q5-10. Other

- add mvd: need water provided
- Control construction of water treatment.
- Control of STR density
- control speeding
- Increase Regulations and stricter enforce Short Term Rental codes & ordinances or better yet - eliminate STR's all together. The village gains absolutely zero benefits from these STR viruses.
- Involving local business owners in the comprehensive plan steering committee and involve them more in the village planning processes.
- limiting short term rentals
- No billboards and dogs on leash.
- Parks and trails.
- regulating # of short term rentals
- Regulating and enforcing short term rentals.
- regulating environmental impacts like: floodplain, septic, and noise
- regulating speeding on roads

Q6. Should multi-family housing be allowed in the Village?

<u>Q6. Should multi-family housing be allowed in Village</u>	<u>Number</u>	<u>Percent</u>
Yes	30	25.0 %
No	85	70.8 %
Not provided	5	4.2 %
Total	120	100.0 %

WITHOUT "NOT PROVIDED"**Q6. Should multi-family housing be allowed in the Village? (without "not provided")**

<u>Q6. Should multi-family housing be allowed in Village</u>	<u>Number</u>	<u>Percent</u>
Yes	30	26.1 %
No	85	73.9 %
Total	115	100.0 %

Q7. How do you view short-term rentals relative to the future of Volente?

Q7. How do you view short-term rentals relative to
future of Volente

	Number	Percent
Major problem	46	38.3 %
Minor problem	32	26.7 %
Neutral	17	14.2 %
Not a problem	24	20.0 %
Don't know	1	0.8 %
Total	120	100.0 %

WITHOUT "DON'T KNOW"**Q7. How do you view short-term rentals relative to the future of Volente? (without "don't know")**

Q7. How do you view short-term rentals relative to
future of Volente

	Number	Percent
Major problem	46	38.7 %
Minor problem	32	26.9 %
Neutral	17	14.3 %
Not a problem	24	20.2 %
Total	119	100.0 %

Q8. Village Tourism and Regulations. Please rate how important each Village project and initiative should be to Village leaders over the next FIVE years.

(N=120)

	Very important	Important	Somewhat important	Low importance	Not important	Don't know
Q8-1. Support & encourage tourism in Village	5.8%	12.5%	15.8%	21.7%	42.5%	1.7%
Q8-2. Regulate traffic flow from tourist activity in Village	40.8%	33.3%	13.3%	5.0%	6.7%	0.8%
Q8-3. Regulation of short-term rentals	50.8%	16.7%	15.0%	10.0%	6.7%	0.8%
Q8-4. Regulation of party barge rentals	40.0%	17.5%	21.7%	13.3%	7.5%	0.0%
Q8-5. Regulation of commercial boat rental activities	29.2%	19.2%	24.2%	16.7%	10.0%	0.8%
Q8-6. Regulation of businesses that cater to tourism activity	33.3%	26.7%	19.2%	13.3%	6.7%	0.8%

WITHOUT “DON’T KNOW”**Q8. Village Tourism and Regulations. Please rate how important each Village project and initiative should be to Village leaders over the next FIVE years. (without "don't know")**

(N=120)

	Very important	Important	Somewhat important	Low importance	Not important
Q8-1. Support & encourage tourism in Village	5.9%	12.7%	16.1%	22.0%	43.2%
Q8-2. Regulate traffic flow from tourist activity in Village	41.2%	33.6%	13.4%	5.0%	6.7%
Q8-3. Regulation of short-term rentals	51.3%	16.8%	15.1%	10.1%	6.7%
Q8-4. Regulation of party barge rentals	40.0%	17.5%	21.7%	13.3%	7.5%
Q8-5. Regulation of commercial boat rental activities	29.4%	19.3%	24.4%	16.8%	10.1%
Q8-6. Regulation of businesses that cater to tourism activity	33.6%	26.9%	19.3%	13.4%	6.7%

Q9. Please rate how safe you feel in the following situations.

(N=120)

	Very safe	Safe	Neutral	Unsafe	Very unsafe	Don't know
Q9-1. Overall feeling of safety in Village of Volente	44.2%	42.5%	10.0%	1.7%	0.0%	1.7%
Q9-2. Are you concerned with theft & property security	17.5%	32.5%	27.5%	12.5%	2.5%	7.5%
Q9-3. Walking alone in your neighborhood during the day	55.8%	36.7%	3.3%	1.7%	0.8%	1.7%
Q9-4. Walking alone in your neighborhood after dark	23.3%	34.2%	27.5%	8.3%	1.7%	5.0%
Q9-5. In business areas of Village during the day	40.0%	37.5%	13.3%	3.3%	0.8%	5.0%
Q9-6. In business areas of Village after dark	18.3%	30.0%	31.7%	9.2%	2.5%	8.3%
Q9-7. In other public areas of Village	27.5%	37.5%	21.7%	3.3%	2.5%	7.5%
Q9-8. Driving in Village	29.2%	32.5%	18.3%	12.5%	5.8%	1.7%

WITHOUT "DON'T KNOW"**Q9. Please rate how safe you feel in the following situations. (without "don't know")**

(N=120)

	Very safe	Safe	Neutral	Unsafe	Very unsafe
Q9-1. Overall feeling of safety in Village of Volente	44.9%	43.2%	10.2%	1.7%	0.0%
Q9-2. Are you concerned with theft & property security	18.9%	35.1%	29.7%	13.5%	2.7%
Q9-3. Walking alone in your neighborhood during the day	56.8%	37.3%	3.4%	1.7%	0.8%
Q9-4. Walking alone in your neighborhood after dark	24.6%	36.0%	28.9%	8.8%	1.8%
Q9-5. In business areas of Village during the day	42.1%	39.5%	14.0%	3.5%	0.9%
Q9-6. In business areas of Village after dark	20.0%	32.7%	34.5%	10.0%	2.7%
Q9-7. In other public areas of Village	29.7%	40.5%	23.4%	3.6%	2.7%
Q9-8. Driving in Village	29.7%	33.1%	18.6%	12.7%	5.9%

Q9a. Should the Village add police presence?

Q9a. Should Village add police presence	Number	Percent
Yes	60	50.4 %
No	55	46.2 %
Not provided	4	3.4 %
Total	119	100.0 %

WITHOUT "NOT PROVIDED"**Q9a. Should the Village add police presence? (without "not provided")**

Q9a. Should Village add police presence	Number	Percent
Yes	60	52.2 %
No	55	47.8 %
Total	115	100.0 %

Q9b. Would you support the Village spending additional taxpayer money to fund this service?

Q9b. Would you support Village spending additional taxpayer money to fund this service	Number	Percent
Yes	55	47.8 %
No	57	49.6 %
Not provided	3	2.6 %
Total	115	100.0 %

WITHOUT "NOT PROVIDED"**Q9b. Would you support the Village spending additional taxpayer money to fund this service? (without "not provided")**

Q9b. Would you support Village spending additional taxpayer money to fund this service	Number	Percent
Yes	55	49.1 %
No	57	50.9 %
Total	112	100.0 %

Q10. Code Compliance and Enforcement. Please rate the importance of the following.

(N=120)

	Very important	Important	Somewhat important	Low importance	Not important	Don't know
Q10-1. Clean up of junk & debris on private property	24.2%	22.5%	23.3%	10.0%	17.5%	2.5%
Q10-2. Mowing & cutting of weeds/grass on private property	12.5%	20.8%	22.5%	14.2%	27.5%	2.5%
Q10-3. Removal or demolition of a designated unsafe structure	35.0%	20.8%	19.2%	10.0%	14.2%	0.8%
Q10-4. Sign regulations	25.8%	27.5%	22.5%	10.0%	11.7%	2.5%
Q10-5. Village efforts to remove abandoned or inoperable vehicles/watercraft	26.7%	31.7%	15.8%	14.2%	10.8%	0.8%
Q10-6. Short-term rental ordinance	51.7%	18.3%	10.8%	8.3%	10.0%	0.8%
Q10-7. Residential & commercial building code	37.5%	23.3%	18.3%	12.5%	5.8%	2.5%

WITHOUT "DON'T KNOW"**Q10. Code Compliance and Enforcement. Please rate the importance of the following. (without "don't know")**

(N=120)

	Very important	Important	Somewhat important	Low importance	Not important
Q10-1. Clean up of junk & debris on private property	24.8%	23.1%	23.9%	10.3%	17.9%
Q10-2. Mowing & cutting of weeds/grass on private property	12.8%	21.4%	23.1%	14.5%	28.2%
Q10-3. Removal or demolition of a designated unsafe structure	35.3%	21.0%	19.3%	10.1%	14.3%
Q10-4. Sign regulations	26.5%	28.2%	23.1%	10.3%	12.0%
Q10-5. Village efforts to remove abandoned or inoperable vehicles/watercraft	26.9%	31.9%	16.0%	14.3%	10.9%
Q10-6. Short-term rental ordinance	52.1%	18.5%	10.9%	8.4%	10.1%
Q10-7. Residential & commercial building code	38.5%	23.9%	18.8%	12.8%	6.0%

Q10a. From the list of items in Question 10, which THREE of the major categories of Code Enforcement Services do you think should receive the MOST EMPHASIS from Village leaders over the next FIVE years?

<u>Q10a. Top choice</u>	<u>Number</u>	<u>Percent</u>
Clean up of junk & debris on private property	20	16.7 %
Mowing & cutting of weeds/grass on private property	3	2.5 %
Removal or demolition of a designated unsafe structure	19	15.8 %
Sign regulations	3	2.5 %
Village efforts to remove abandoned or inoperable vehicles/ watercraft	7	5.8 %
Short-term rental ordinance	45	37.5 %
Residential & commercial building code	12	10.0 %
None chosen	11	9.2 %
Total	120	100.0 %

Q10a. From the list of items in Question 10, which THREE of the major categories of Code Enforcement Services do you think should receive the MOST EMPHASIS from Village leaders over the next FIVE years?

<u>Q10a. 2nd choice</u>	<u>Number</u>	<u>Percent</u>
Clean up of junk & debris on private property	10	8.3 %
Mowing & cutting of weeds/grass on private property	5	4.2 %
Removal or demolition of a designated unsafe structure	15	12.5 %
Sign regulations	9	7.5 %
Village efforts to remove abandoned or inoperable vehicles/ watercraft	14	11.7 %
Short-term rental ordinance	19	15.8 %
Residential & commercial building code	28	23.3 %
None chosen	20	16.7 %
Total	120	100.0 %

Q10a. From the list of items in Question 10, which THREE of the major categories of Code Enforcement Services do you think should receive the MOST EMPHASIS from Village leaders over the next FIVE years?

<u>Q10a. 3rd choice</u>	<u>Number</u>	<u>Percent</u>
Clean up of junk & debris on private property	13	10.8 %
Mowing & cutting of weeds/grass on private property	5	4.2 %
Removal or demolition of a designated unsafe structure	19	15.8 %
Sign regulations	13	10.8 %
Village efforts to remove abandoned or inoperable vehicles/ watercraft	21	17.5 %
Short-term rental ordinance	13	10.8 %
Residential & commercial building code	10	8.3 %
None chosen	26	21.7 %
Total	120	100.0 %

SUM OF TOP 3 CHOICES

Q10a. From the list of items in Question 10, which THREE of the major categories of Code Enforcement Services do you think should receive the MOST EMPHASIS from Village leaders over the next FIVE years? (top 3)

<u>Q10a. Sum of top 3 choices</u>	<u>Number</u>	<u>Percent</u>
Clean up of junk & debris on private property	43	35.8 %
Mowing & cutting of weeds/grass on private property	13	10.8 %
Removal or demolition of a designated unsafe structure	53	44.2 %
Sign regulations	25	20.8 %
Village efforts to remove abandoned or inoperable vehicles/ watercraft	42	35.0 %
Short-term rental ordinance	77	64.2 %
Residential & commercial building code	50	41.7 %
None chosen	11	9.2 %
Total	314	

Q10b. Would you support the Village spending additional taxpayer money to support the priorities you have identified in Question 10a above?

Q10b. Would you support Village spending additional taxpayer money to support priorities you have identified in Question 10a

	Number	Percent
Yes	75	68.8 %
No	31	28.4 %
Not provided	3	2.8 %
Total	109	100.0 %

WITHOUT "NOT PROVIDED"

Q10b. Would you support the Village spending additional taxpayer money to support the priorities you have identified in Question 10a above? (without "not provided")

Q10b. Would you support Village spending additional taxpayer money to support priorities you have identified in Question 10a

	Number	Percent
Yes	75	70.8 %
No	31	29.2 %
Total	106	100.0 %

Q11. Streets and Traffic. Please rate the importance of the following.

(N=120)

	Very important	Important	Somewhat important	Low importance	Not important	Don't know
Q11-1. Condition of major streets in Village of Volente	50.0%	35.8%	7.5%	1.7%	2.5%	2.5%
Q11-2. Condition of streets in your neighborhood	46.7%	34.2%	11.7%	3.3%	2.5%	1.7%
Q11-3. Condition of street drainage/water drainage	41.7%	35.8%	15.0%	4.2%	0.8%	2.5%
Q11-4. Visibility of pavement markings & street signs	39.2%	33.3%	18.3%	5.0%	2.5%	1.7%
Q11-5. Mowing/tree trimming along streets	24.2%	39.2%	29.2%	2.5%	2.5%	2.5%
Q11-6. Cleanliness of streets & other public areas	31.7%	41.7%	20.0%	3.3%	0.8%	2.5%
Q11-7. Management of traffic flow	34.2%	32.5%	19.2%	7.5%	2.5%	4.2%
Q11-8. Quality of roadway repair	39.2%	45.8%	10.0%	2.5%	0.8%	1.7%
Q11-9. Speed of roadway repair	36.7%	40.8%	15.8%	2.5%	2.5%	1.7%

WITHOUT "DON'T KNOW"**Q11. Streets and Traffic. Please rate the importance of the following. (without "don't know")**

(N=120)

	Very important	Important	Somewhat important	Low importance	Not important
Q11-1. Condition of major streets in Village of Volente	51.3%	36.8%	7.7%	1.7%	2.6%
Q11-2. Condition of streets in your neighborhood	47.5%	34.7%	11.9%	3.4%	2.5%
Q11-3. Condition of street drainage/water drainage	42.7%	36.8%	15.4%	4.3%	0.9%
Q11-4. Visibility of pavement markings & street signs	39.8%	33.9%	18.6%	5.1%	2.5%
Q11-5. Mowing/tree trimming along streets	24.8%	40.2%	29.9%	2.6%	2.6%
Q11-6. Cleanliness of streets & other public areas	32.5%	42.7%	20.5%	3.4%	0.9%
Q11-7. Management of traffic flow	35.7%	33.9%	20.0%	7.8%	2.6%
Q11-8. Quality of roadway repair	39.8%	46.6%	10.2%	2.5%	0.8%
Q11-9. Speed of roadway repair	37.3%	41.5%	16.1%	2.5%	2.5%

Q11a. From the list of items in Question 11, which THREE of the major categories of Streets and Traffic do you think are most important to consider from Village leaders over the next FIVE years?

Q11a. Top choice	Number	Percent
Condition of major streets in Village of Volente	46	39.0 %
Condition of streets in your neighborhood	9	7.6 %
Condition of street drainage/water drainage	7	5.9 %
Visibility of pavement markings & street signs	10	8.5 %
Mowing/tree trimming along streets	6	5.1 %
Cleanliness of streets & other public areas	4	3.4 %
Management of traffic flow	14	11.9 %
Quality of roadway repair	3	2.5 %
Speed of roadway repair	1	0.8 %
None chosen	18	15.3 %
Total	118	100.0 %

Q11a. From the list of items in Question 11, which THREE of the major categories of Streets and Traffic do you think are most important to consider from Village leaders over the next FIVE years?

Q11a. 2nd choice	Number	Percent
Condition of major streets in Village of Volente	13	11.0 %
Condition of streets in your neighborhood	27	22.9 %
Condition of street drainage/water drainage	10	8.5 %
Visibility of pavement markings & street signs	11	9.3 %
Mowing/tree trimming along streets	9	7.6 %
Cleanliness of streets & other public areas	9	7.6 %
Management of traffic flow	9	7.6 %
Quality of roadway repair	6	5.1 %
Speed of roadway repair	2	1.7 %
None chosen	22	18.6 %
Total	118	100.0 %

Q11a. From the list of items in Question 11, which THREE of the major categories of Streets and Traffic do you think are most important to consider from Village leaders over the next FIVE years?

Q11a. 3rd choice	Number	Percent
Condition of major streets in Village of Volente	10	8.5 %
Condition of streets in your neighborhood	9	7.6 %
Condition of street drainage/water drainage	13	11.0 %
Visibility of pavement markings & street signs	9	7.6 %
Mowing/tree trimming along streets	9	7.6 %
Cleanliness of streets & other public areas	8	6.8 %
Management of traffic flow	8	6.8 %
Quality of roadway repair	23	19.5 %
Speed of roadway repair	3	2.5 %
None chosen	26	22.0 %
Total	118	100.0 %

SUM OF TOP 3 CHOICES

Q11a. From the list of items in Question 11, which THREE of the major categories of Streets and Traffic do you think are most important to consider from Village leaders over the next FIVE years? (top 3)

Q11a. Sum of top 3 choices	Number	Percent
Condition of major streets in Village of Volente	69	58.5 %
Condition of streets in your neighborhood	45	38.1 %
Condition of street drainage/water drainage	30	25.4 %
Visibility of pavement markings & street signs	30	25.4 %
Mowing/tree trimming along streets	24	20.3 %
Cleanliness of streets & other public areas	21	17.8 %
Management of traffic flow	31	26.3 %
Quality of roadway repair	32	27.1 %
Speed of roadway repair	6	5.1 %
None chosen	18	15.3 %
Total	306	

Q11b. Would you support the Village spending additional taxpayer money to support the priorities you have identified in Question 11a above?

Q11b. Would you support Village spending additional taxpayer money to support priorities you have identified in Question 11a

	Number	Percent
Yes	81	81.0 %
No	17	17.0 %
Not provided	2	2.0 %
Total	100	100.0 %

WITHOUT "NOT PROVIDED"

Q11b. Would you support the Village spending additional taxpayer money to support the priorities you have identified in Question 11a above? (without "not provided")

Q11b. Would you support Village spending additional taxpayer money to support priorities you have identified in Question 11a

	Number	Percent
Yes	81	82.7 %
No	17	17.3 %
Total	98	100.0 %

Q12. Parks. Have you or anyone in your family visited Steichen Park in the last 12 months?

Q12. Have you visited Steichen Park in last 12 months	Number	Percent
Yes	25	20.8 %
No	95	79.2 %
Total	120	100.0 %

Q12a. Are you satisfied with the quality of Steichen Park?

Q12a. Are you satisfied with quality of Steichen Park	Number	Percent
Yes	18	72.0 %
No	7	28.0 %
Total	25	100.0 %

Q12b. Would you be willing to spend Village funds to fund and maintain more parks and/or trails?

Q12b. Would you be willing to spend Village funds to
fund & maintain more parks and/or trails

	Number	Percent
Yes	56	46.7 %
No	53	44.2 %
Not provided	11	9.2 %
Total	120	100.0 %

WITHOUT "NOT PROVIDED"**Q12b. Would you be willing to spend Village funds to fund and maintain more parks and/or trails? (without "not provided")**

Q12b. Would you be willing to spend Village funds to
fund & maintain more parks and/or trails

	Number	Percent
Yes	56	51.4 %
No	53	48.6 %
Total	109	100.0 %

Q13. Taxes and Services. The Village of Volente provides its citizens with a variety of services such as zoning, building plans and inspections, and road maintenance. The Volente property tax rate was less than 4% of the total property tax rate in 2022. Considering all of the services and infrastructure the Village of Volente provides and maintains, and the taxes/fees you pay, which of the following statements comes closest to your view?

Q13. Which statement comes closest to your view	Number	Percent
Prefer to raise taxes/fees & increase quality of services & infrastructure	26	21.7 %
Prefer to keep taxes/fees & quality of services & infrastructure where they are	73	60.8 %
Prefer to lower taxes/fees & decrease quality of services & infrastructure	9	7.5 %
None of these	5	4.2 %
Don't know	7	5.8 %
Total	120	100.0 %

WITHOUT "DON'T KNOW"

Q13. Taxes and Services. The Village of Volente provides its citizens with a variety of services such as zoning, building plans and inspections, and road maintenance. The Volente property tax rate was less than 4% of the total property tax rate in 2022. Considering all of the services and infrastructure the Village of Volente provides and maintains, and the taxes/fees you pay, which of the following statements comes closest to your view? (without "don't know")

Q13. Which statement comes closest to your view	Number	Percent
Prefer to raise taxes/fees & increase quality of services & infrastructure	26	23.0 %
Prefer to keep taxes/fees & quality of services & infrastructure where they are	73	64.6 %
Prefer to lower taxes/fees & decrease quality of services & infrastructure	9	8.0 %
None of these	5	4.4 %
Total	113	100.0 %

Q14. Public Information Services. Please rate your satisfaction with each of the following.

(N=120)

	Very satisfied	Satisfied	Neutral	Dissatisfied	Very dissatisfied	Don't know
Q14-1. Accessibility of information about Village of Volente governmental services & activities	15.0%	37.5%	25.0%	5.8%	4.2%	12.5%
Q14-2. Timeliness of information provided by Village of Volente	13.3%	38.3%	28.3%	5.8%	2.5%	11.7%
Q14-3. Efforts by Village of Volente to keep you informed about local issues	15.0%	37.5%	19.2%	12.5%	3.3%	12.5%
Q14-4. Quality of Village website	8.3%	35.0%	28.3%	9.2%	1.7%	17.5%

WITHOUT "DON'T KNOW"**Q14. Public Information Services. Please rate your satisfaction with each of the following. (without "don't know")**

(N=120)

	Very satisfied	Satisfied	Neutral	Dissatisfied	Very dissatisfied
Q14-1. Accessibility of information about Village of Volente governmental services & activities	17.1%	42.9%	28.6%	6.7%	4.8%
Q14-2. Timeliness of information provided by Village of Volente	15.1%	43.4%	32.1%	6.6%	2.8%
Q14-3. Efforts by Village of Volente to keep you informed about local issues	17.1%	42.9%	21.9%	14.3%	3.8%
Q14-4. Quality of Village website	10.1%	42.4%	34.3%	11.1%	2.0%

Q15. From which of the following sources do you currently get information about the Village of Volente?

Q15. From which following sources do you currently
get information about Village of Volente

	Number	Percent
Local newspapers	9	7.5 %
Village website (villageofvolente-tx.gov)	65	54.2 %
Print brochures, postcards, flyers, & newsletters	57	47.5 %
Emails	64	53.3 %
Town Halls	26	21.7 %
Public hearings & meetings	35	29.2 %
Savvy Citizen	32	26.7 %
Total	288	

Q20. Approximately how many years have you lived in Village of Volente?

Q20. How many years have you lived in Village of
Volente

	Number	Percent
0-5	33	27.5 %
6-10	25	20.8 %
11-15	10	8.3 %
16-20	10	8.3 %
21-30	17	14.2 %
31+	16	13.3 %
Not provided	9	7.5 %
Total	120	100.0 %

WITHOUT "NOT PROVIDED"**Q20. Approximately how many years have you lived in Village of Volente? (without "not provided")**

Q20. How many years have you lived in Village of
Volente

	Number	Percent
0-5	33	29.7 %
6-10	25	22.5 %
11-15	10	9.0 %
16-20	10	9.0 %
21-30	17	15.3 %
31+	16	14.4 %
Total	111	100.0 %

%

Q21. How long have you owned property in Volente?

<u>Q21. How long have you owned property in Volente</u>	<u>Number</u>	<u>Percent</u>
0-5	28	23.3 %
6-10	26	21.7 %
11-15	9	7.5 %
16-20	14	11.7 %
21-30	22	18.3 %
31+	15	12.5 %
Not provided	6	5.0 %
Total	120	100.0 %

WITHOUT "NOT PROVIDED"**Q21. How long have you owned property in Volente? (without "not provided")**

<u>Q21. How long have you owned property in Volente</u>	<u>Number</u>	<u>Percent</u>
0-5	28	24.6 %
6-10	26	22.8 %
11-15	9	7.9 %
16-20	14	12.3 %
21-30	22	19.3 %
31+	15	13.2 %
Total	114	100.0 %

Q22. What is your age?

Q22. Your age	Number	Percent
18-34	11	9.2 %
35-44	12	10.0 %
45-54	19	15.8 %
55-64	33	27.5 %
65+	29	24.2 %
Not provided	16	13.3 %
Total	120	100.0 %

WITHOUT "NOT PROVIDED"**Q22. What is your age? (without "not provided")**

Q22. Your age	Number	Percent
18-34	11	10.6 %
35-44	12	11.5 %
45-54	19	18.3 %
55-64	33	31.7 %
65+	29	27.9 %
Total	104	100.0 %

Q23. Are you registered to vote in Volente?

Q23. Are you registered to vote in Volente	Number	Percent
Yes	89	74.2 %
No	25	20.8 %
Not provided	6	5.0 %
Total	120	100.0 %

WITHOUT "NOT PROVIDED"**Q23. Are you registered to vote in Volente? (without "not provided")**

Q23. Are you registered to vote in Volente	Number	Percent
Yes	89	78.1 %
No	25	21.9 %
Total	114	100.0 %

Q24. Do you own or rent your current residence?

Q24. Do you own or rent your current residence	Number	Percent
Own	110	91.7 %
Rent	6	5.0 %
Not provided	4	3.3 %
Total	120	100.0 %

WITHOUT "NOT PROVIDED"**Q24. Do you own or rent your current residence? (without "not provided")**

Q24. Do you own or rent your current residence	Number	Percent
Own	110	94.8 %
Rent	6	5.2 %
Total	116	100.0 %

Q25. How many people live in your household, including yourself?

Q25. How many people live in your household	Number	Percent
1	12	10.0 %
2	53	44.2 %
3	18	15.0 %
4	15	12.5 %
5+	12	10.0 %
Not provided	10	8.3 %
Total	120	100.0 %

WITHOUT "NOT PROVIDED"**Q25. How many people live in your household, including yourself? (without "not provided")**

Q25. How many people live in your household	Number	Percent
1	12	10.9 %
2	53	48.2 %
3	18	16.4 %
4	15	13.6 %
5+	12	10.9 %
Total	110	100.0 %

Q25a. How many people under 18?

Q25a. How many people under 18	Number	Percent
0	72	60.0 %
1	12	10.0 %
2	13	10.8 %
3+	10	8.3 %
Not provided	13	10.8 %
Total	120	100.0 %

WITHOUT "NOT PROVIDED"**Q25a. How many people under 18? (without "not provided")**

Q25a. How many people under 18	Number	Percent
0	72	67.3 %
1	12	11.2 %
2	13	12.1 %
3+	10	9.3 %
Total	107	100.0 %

Q26. Which of the following best describes your race/ethnicity?

Q26. Your race/ethnicity	Number	Percent
Asian or Asian Indian	13	10.8 %
Black or African American	3	2.5 %
American Indian or Alaska Native	1	0.8 %
White or Caucasian	86	71.7 %
Hispanic, Spanish, or Latino/a/x	13	10.8 %
Other	2	1.7 %
Total	118	

Q26-7. Self-describe your race/ethnicity:

Q26-7. Self-describe your race/ethnicity	Number	Percent
Mixed	1	50.0 %
Multiple races	1	50.0 %
Total	2	100.0 %

Q27. Would you say your total household income is...

Q27. Your total household income	Number	Percent
Under \$50K	3	2.5 %
\$50K to \$79,999	8	6.7 %
\$80K to \$99,999	11	9.2 %
\$100K to \$150,000	16	13.3 %
\$150K+	35	29.2 %
Prefer not to respond	47	39.2 %
Total	120	100.0 %

WITHOUT "PREFER NOT TO RESPOND"**Q27. Would you say your total household income is... (without "prefer not to respond")**

Q27. Your total household income	Number	Percent
Under \$50K	3	4.1 %
\$50K to \$79,999	8	11.0 %
\$80K to \$99,999	11	15.1 %
\$100K to \$150,999	16	21.9 %
\$150K+	35	47.9 %
Total	73	100.0 %

Q28. With which of the following genders do you identify most?

Q28. Your gender	Number	Percent
Male	57	47.5 %
Female	59	49.2 %
Prefer not to respond	4	3.3 %
Total	120	100.0 %

WITHOUT "PREFER NOT TO RESPOND"**Q28. With which of the following genders do you identify most? (without "prefer not to respond")**

Q28. Your gender	Number	Percent
Male	57	49.1 %
Female	59	50.9 %
Total	116	100.0 %



Survey Instrument



Village of Volente

16201 Dodd Street, Ste. 100

Volente, Texas 78641

(512) 250-2075

Please be informed of upcoming Comprehensive Plan Survey

February 2024

Dear Friends and Neighbors,

As mentioned in my letter last summer, the Village of Volente will be conducting a Comprehensive Plan Survey. Many thanks go out to Chair Witt and the Steering Committee, Chair Graci and the Planning & Zoning Commission, and Council for their time and dedication, as they have worked tirelessly to get us to this point.

Your opinions on activities and management of the current and future direction of the Village are important. We are conducting this survey with the intent of capturing your thoughts and wishes relative to the current key issues before the Village. Your input is important to current and future leaders of the Village, as decisions are made to determine the future makeup of the Village. Information gleaned from your input will be considered as the Village's Comprehensive Plan is updated this year. The Village will continue to conduct surveys on key issues that come before the Village Leadership, as required to gain feedback from the citizens of the Village. Minimally, a comprehensive survey, such as this, will be conducted every ten years. We greatly appreciate you taking the time to fill out the survey and hope you will continue to provide this valuable feedback.

INSTRUCTIONS

This voluntary survey will take about 20 minutes to complete. Your responses are confidential. You may skip any questions that you do not wish to answer. Note that this survey allows only one submission per property.

The survey is being conducted by the Village of Volente in consultation with a third party survey company named ETC Institute. They are a nationally recognized firm that has orchestrated over 5,000 such surveys. ETC Institute will generate a user-friendly means to analyze the results of the survey. The survey results will be available on the village website at <https://www.villageofvolente-tx.gov/>.

If you have any questions about the survey, please contact Bobby Ritzhaupt, Village Administrator, Chanelle Smith, Assistant Administrator, or the Mayor at (512) 250-2075 or by email at City.Administrator@VolenteTexas.gov.

Collectively with Council, we are dedicated to remaining united and working together as friends, neighbors, and citizens for the protection and preservation of the natural beauty and uniqueness of our village and family way of life.

Best regards,

Tom Blauvelt
Mayor

Tom Blauvelt
MAYOR

Tony Ruff
MAYOR PRO-TEM

Kit Hopkins
COUNCIL MEMBER

Lisa Correll
COUNCIL MEMBER

Wade Peikert
COUNCIL MEMBER

Mark Metro
COUNCIL MEMBER

2024 Village of Volente Community Survey

Please take a few minutes to complete this resident feedback survey. Your input is an important part of the Village's on-going effort to involve citizens in long-range planning and decision-making. You may also complete this survey online at volentecommunitysurvey.org.

1. **Different people have different ideas about what a community should be. We'd like to know what you think. Please let us know how much you agree or disagree with each of the following statements.**

Volente Should Be...	Strongly Agree	Agree	Disagree	Strongly Disagree	No Opinion
1. A retirement friendly community	4	3	2	1	9
2. A residential community-a place of residence for people who work at home or outside of Volente (e.g., in Austin, Georgetown)	4	3	2	1	9
3. A tourist destination community-a place for tourists to visit	4	3	2	1	9
4. A rural community-a place where people can "get away from it all"	4	3	2	1	9
5. An urban community-a place with high concentrations of housing and commercial development	4	3	2	1	9
6. A family-oriented community-a place where people can safely raise families	4	3	2	1	9
7. An environmentally-friendly community-a place where the ecological health of the community is preserved	4	3	2	1	9
8. Other/Please specify: _____	4	3	2	1	9

2. **Different people have different ideas about goals for the community. We would like to know what you think.**

Village Goal Statements...	Strongly Agree	Agree	Disagree	Strongly Disagree	No Opinion
01. Maintain the small town, Village-like atmosphere	4	3	2	1	9
02. Protect the natural environment	4	3	2	1	9
03. Create a center of the community as the focus of commercial activity (town center or downtown)	4	3	2	1	9
04. Promote the volunteer spirit in Volente	4	3	2	1	9
05. Manage future growth and development	4	3	2	1	9
06. Promote the efficient and safe flow of traffic	4	3	2	1	9
07. Create family recreational opportunities	4	3	2	1	9
08. Encourage low density housing	4	3	2	1	9
09. Encourage high density housing	4	3	2	1	9
10. Ensure that public services and facilities will adequately serve the needs of the community	4	3	2	1	9

3. **Village Projects and Initiatives. Please rate how important each Village project and initiative should be to Village leaders over the next FIVE years.**

Village Projects and Initiatives...	Very Important	Important	Somewhat Important	Low Importance	Not Important	Don't Know
1. Maintain and improve roadway infrastructure	5	4	3	2	1	9
2. Maintain traffic flow and decrease congestion	5	4	3	2	1	9
3. Own versus rent the Village offices	5	4	3	2	1	9
4. Create a Community Center	5	4	3	2	1	9
5. Prepare for and manage long-term growth of the community	5	4	3	2	1	9
6. Maintain and improve community appearance	5	4	3	2	1	9
7. Increase focus on economic development, commercial and retail growth	5	4	3	2	1	9
8. Foster improved community engagement and volunteerism	5	4	3	2	1	9

3a. From the list in Question 3 on the previous page, which **THREE** are the most important to you?
[Write in your answers below using the numbers from the list in Question 3, or circle "NONE."]

1st: _____ 2nd: _____ 3rd: _____ NONE

3b. From the list in Question 3, would you be willing to spend tax dollars and fund the three projects most important to you?

____(1) Yes ____ (2) No

4. Please rate each major category of services provided by the Village of Volente.

How satisfied are you with...		Very Satisfied	Satisfied	Neutral	Dissatisfied	Very Dissatisfied	Don't Know
1.	Efforts by Volente to ensure the Village is prepared for emergencies	5	4	3	2	1	9
2.	Enforcement of local codes and ordinances	5	4	3	2	1	9
3.	Maintenance of Village streets	5	4	3	2	1	9
4.	Flow of traffic and congestion management	5	4	3	2	1	9
5.	Quality of customer service provided by Village of Volente office and staff	5	4	3	2	1	9
6.	Land Development and Permitting Process	5	4	3	2	1	9

4a. From the list of items in Question 4, which **THREE** of the major categories of Village services do you think should receive the **MOST EMPHASIS** from Village leaders over the next **FIVE** years?
[Write in your answers below using the numbers from the list in Question 4, or circle "NONE."]

1st: _____ 2nd: _____ 3rd: _____ NONE

4b. Would you support the Village spending additional taxpayer money to support the priorities you have identified in Question 4a above?

____(1) Yes ____ (2) No

5. **Growth Management.** Please rate the importance of the following for the Village Council.

Growth Management Issues		Very Important	Important	Somewhat Important	Low Importance	Not Important	Don't Know
01.	Regulating the height of buildings in the Village	5	4	3	2	1	9
02.	Regulating the type of development close to Lake Travis and hillsides	5	4	3	2	1	9
03.	Regulating where commercial areas are developed in the community	5	4	3	2	1	9
04.	Regulating commercial signs in the community	5	4	3	2	1	9
05.	Regulating the amount of space or buffering between commercial and residential areas	5	4	3	2	1	9
06.	Regulating where multi-family housing is located in the community	5	4	3	2	1	9
07.	Regulating the size of commercial buildings	5	4	3	2	1	9
08.	Regulating the number of single-family residential buildings on one acre	5	4	3	2	1	9
09.	Regulating the number of multi-family residential buildings on one acre	5	4	3	2	1	9
10.	Other/Please specify: _____	5	4	3	2	1	9

6. Should multi-family housing be allowed in the Village? (*Multi-Family Housing - Permits detached duplexes, and three- and four-unit residences with a minimum of one thousand (1000) square feet of living area per unit and related accessory structures on at least one-quarter (1/4) acre per unit with a total lot size no smaller than one (1) acre.*)

____(1) Yes ____ (2) No

7. How do you view short-term rentals relative to the future of Volente?

____(4) Major problem ____ (2) Neutral ____ (9) Don't know
 ____ (3) Minor problem ____ (1) Not a problem

8. **Village Tourism and Regulations.** Please rate how important each Village project and initiative should be to Village leaders over the next FIVE years.

Village Tourism and Regulations		Very Important	Important	Somewhat Important	Low Importance	Not Important	Don't Know
1.	Support and encourage tourism in the Village	5	4	3	2	1	9
2.	Regulate traffic flow from tourist activity in the Village	5	4	3	2	1	9
3.	Regulation of short-term rentals	5	4	3	2	1	9
4.	Regulation of party barge rentals	5	4	3	2	1	9
5.	Regulation of commercial boat rental activities	5	4	3	2	1	9
6.	Regulation of businesses that cater to tourism activity	5	4	3	2	1	9

9. **Please rate how safe you feel in the following situations.**

How safe do you feel...		Very Safe	Safe	Neutral	Unsafe	Very Unsafe	Don't Know
1.	Overall feeling of safety in Village of Volente	5	4	3	2	1	9
2.	Are you concerned with theft and property security?	5	4	3	2	1	9
3.	Walking alone in your neighborhood during the day	5	4	3	2	1	9
4.	Walking alone in your neighborhood after dark	5	4	3	2	1	9
5.	In business areas of the Village during the day	5	4	3	2	1	9
6.	In business areas of the Village after dark	5	4	3	2	1	9
7.	In other public areas of the Village	5	4	3	2	1	9
8.	Driving in the Village	5	4	3	2	1	9

- 9a. **Should the Village add police presence?**

____(1) Yes ____ (2) No

- 9b. **Would you support the Village spending additional taxpayer money to fund this service?**

____(1) Yes ____ (2) No

10. **Code Compliance and Enforcement.** Please rate the importance of the following.

How important is the enforcement of...		Very Important	Important	Somewhat Important	Low Importance	Not Important	Don't Know
1.	Clean up of junk and debris on private property	5	4	3	2	1	9
2.	Mowing and cutting of weeds/grass on private property	5	4	3	2	1	9
3.	Removal or demolition of a designated unsafe structure	5	4	3	2	1	9
4.	Sign regulations	5	4	3	2	1	9
5.	Village efforts to remove abandoned or inoperable vehicles/watercraft	5	4	3	2	1	9
6.	Short-Term rental ordinance	5	4	3	2	1	9
7.	Residential and commercial building code	5	4	3	2	1	9

- 10a. **From the list of items in Question 10, which THREE of the major categories of Code Enforcement Services do you think should receive the MOST EMPHASIS from Village leaders over the next FIVE years?** [Write in your answers below using the numbers from the list in Question 10, or circle "NONE."]

1st: ____ 2nd: ____ 3rd: ____ NONE

- 10b. **Would you support the Village spending additional taxpayer money to support the priorities you have identified in Question 10a above?**

____(1) Yes ____ (2) No

11. Streets and Traffic. Please rate the importance of the following.

How important is...	Very Important	Important	Somewhat Important	Low Importance	Not Important	Don't Know
1. Condition of major streets in Village of Volente	5	4	3	2	1	9
2. Condition of streets in your neighborhood	5	4	3	2	1	9
3. Condition of street drainage/water drainage	5	4	3	2	1	9
4. Visibility of pavement markings and street signs	5	4	3	2	1	9
5. Mowing/tree trimming along streets	5	4	3	2	1	9
6. Cleanliness of streets and other public areas	5	4	3	2	1	9
7. Management of traffic flow	5	4	3	2	1	9
8. Quality of roadway repair	5	4	3	2	1	9
9. Speed of roadway repair	5	4	3	2	1	9

11a. From the list of items in Question 11, which THREE of the major categories of Streets and Traffic do you think are most important to consider from Village leaders over the next FIVE years? *[Write in your answers below using the numbers from the list in Question 11, or circle "NONE."]*

1st: ____ 2nd: ____ 3rd: ____ NONE

11b. Would you support the Village spending additional taxpayer money to support the priorities you have identified in Question 11a above?

____(1) Yes ____ (2) No

12. Parks. Have you or anyone in your family visited Steichen Park in the last 12 months?

____(1) Yes *[Please answer Q12a-b.]* ____ (2) No *[Skip to Q12b.]*

12a. Are you satisfied with the quality of Steichen Park?

____(1) Yes ____ (2) No

12b. Would you be willing to spend Village funds to fund and maintain more parks and/or trails?

____(1) Yes ____ (2) No

13. Taxes and Services. The Village of Volente provides its citizens with a variety of services such as zoning, building plans and inspections, and road maintenance. The Volente property tax rate was less than 4% of the total property tax rate in 2022. Considering all of the services and infrastructure the Village of Volente provides and maintains, and the taxes/fees you pay, which of the following statements comes closest to your view?

- ____(1) Prefer to raise taxes/fees and increase quality of services and infrastructure
 ____ (2) Prefer to keep taxes/fees and quality of services and infrastructure where they are
 ____ (3) Prefer to lower taxes/fees and decrease quality of services and infrastructure
 ____ (4) None of these
 ____ (9) Don't know

14. Public Information Services. Please rate your satisfaction with each of the following.

How satisfied are you with...	Very Satisfied	Satisfied	Neutral	Dissatisfied	Very Dissatisfied	Don't Know
1. Accessibility of information about Village of Volente governmental services and activities	5	4	3	2	1	9
2. Timeliness of information provided by Village of Volente	5	4	3	2	1	9
3. Efforts by Village of Volente to keep you informed about local issues	5	4	3	2	1	9
4. The quality of the Village website	5	4	3	2	1	9

15. From which of the following sources do you currently get information about the Village of Volente? [Check all that apply.]

- | | |
|---|---|
| <input type="checkbox"/> (1) Local newspapers | <input type="checkbox"/> (5) Town Halls |
| <input type="checkbox"/> (2) Village website (villageofvolente-tx.gov) | <input type="checkbox"/> (6) Public hearings and meetings |
| <input type="checkbox"/> (3) Print brochures, postcards, flyers, and newsletters | <input type="checkbox"/> (7) Savvy Citizen |
| <input type="checkbox"/> (4) Emails | |

16. What do you value most about Volente?

17. What are you most concerned about regarding Volente's future?

18. What do you want Volente to look like in 10 years?

19. Do you have any additional comments you would like to share?

Demographics - Please remember that your responses will remain completely confidential.

20. Approximately how many years have you lived in Village of Volente? _____ years

21. How long have you owned property in Volente? _____ years

22. What is your age? _____ years

23. Are you registered to vote in Volente? ☐ (1) Yes ☐ (2) No

24. Do you own or rent your current residence? ☐ (1) Own ☐ (2) Rent

25. How many people live in your household, including yourself? _____ people

25a. How many people under 18? _____ people

26. Which of the following best describes your race/ethnicity? [Check all that apply.]

- | | |
|--|---|
| <input type="checkbox"/> (01) Asian or Asian Indian | <input type="checkbox"/> (05) Native Hawaiian or other Pacific Islander |
| <input type="checkbox"/> (02) Black or African American | <input type="checkbox"/> (06) Hispanic, Spanish, or Latino/a/x |
| <input type="checkbox"/> (03) American Indian or Alaska Native | <input type="checkbox"/> (99) Other: _____ |
| <input type="checkbox"/> (04) White or Caucasian | |

27. Would you say your total household income is...

- | | |
|---|---|
| <input type="checkbox"/> (1) Under \$50,000 | <input type="checkbox"/> (4) \$100,000 to \$150,000 |
| <input type="checkbox"/> (2) \$50,000 to \$79,999 | <input type="checkbox"/> (5) \$150,000 or more |
| <input type="checkbox"/> (3) \$80,000 to \$99,999 | <input type="checkbox"/> (6) Prefer not to respond |

28. With which of the following genders do you identify most?

- ☐ (1) Male ☐ (2) Female ☐ (3) Prefer not to respond

29. **If you would be willing to participate in future surveys sponsored by the Village of Volente, or to potentially volunteer to help the community, please provide your contact information:**

Mobile Phone Number: _____ Email Address: _____

This concludes the survey. Thank you for your time!

Please return your completed survey in the enclosed postage-paid envelope addressed to:
ETC Institute, 725 W. Frontier Circle, Olathe, KS 66061

Your responses will remain **completely** confidential. The information collected will **ONLY** be used to help identify the level of satisfaction with Village services. Thank you!